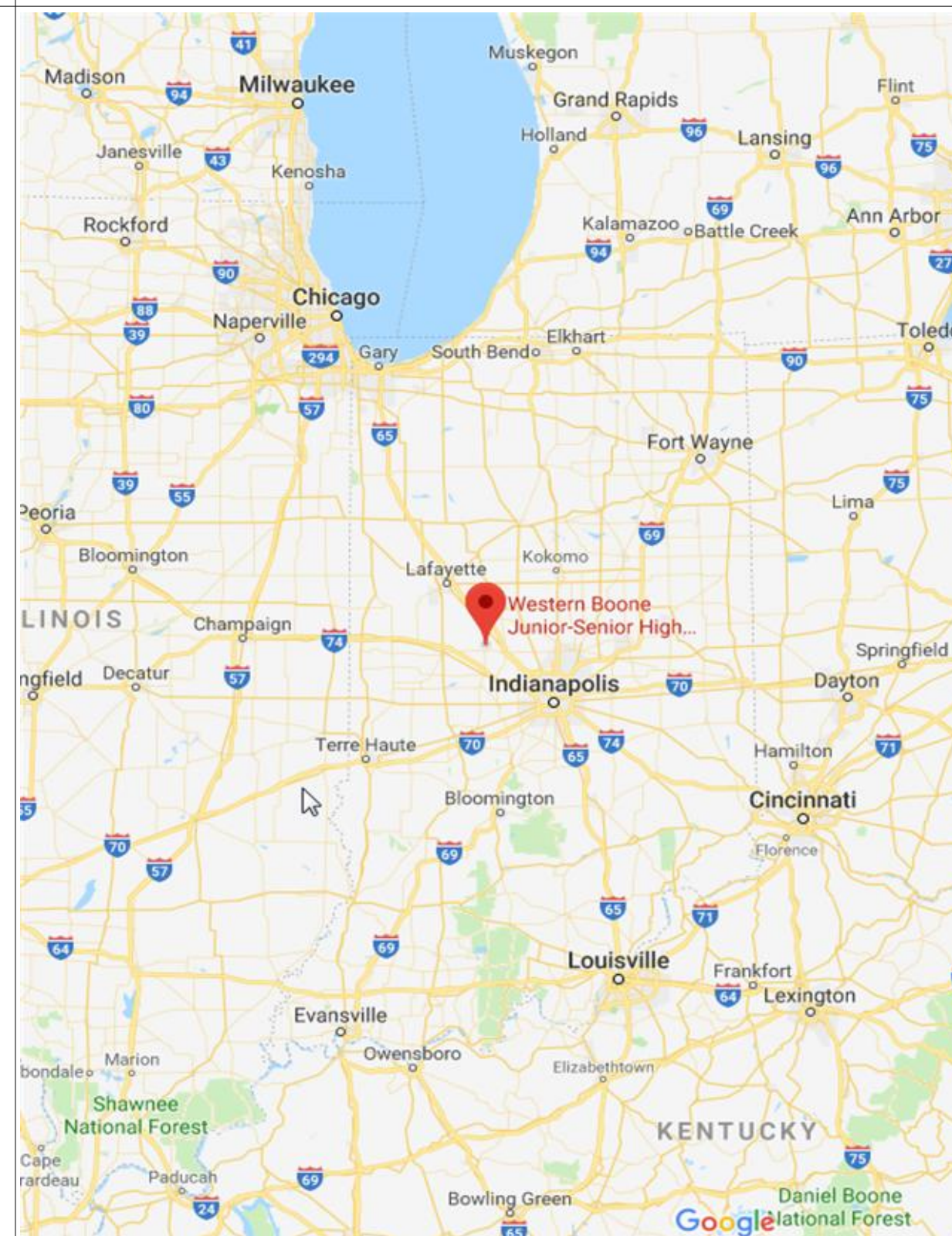


PROJECT

#0000 - DOUG FOUNDER

ADDRESS, CITY STATE ZIP

REGIONAL MAP



LOCAL MAP



All designs and data included and implied within the contents of these documents are proprietary of ARS. ARS will not be held liable based upon inaccurate, unknown or limited information or conditions provided by the purchaser/owner to create enclosed contents. All submitted drawings, details and data are subject to verification, accuracy and approval by the purchaser/owner. We reserve the right to modify details without notice where conditions require. No documents shall be modified, copied or reproduced without express written consent of ARS. 2004-2018 ARS, Inc. All Rights Reserved.

PROJECT TEAM

POOL CONTRACTOR POOL ENGINEERING

State License # -
RenoSys Corporation
2825 E. 55th Place
Indianapolis, IN 46220
P: (317) 251-0207
F: (317) 251-0360
W: www.renosys.com

ARCHITECT

N/A

POOL SUPPLY & INSTALL

RenoSys Corporation
2825 E. 55th Place
Indianapolis, IN 46220
P: (317) 251-0207
F: (317) 251-0360
W: www.renosys.com

GENERAL CONTRACTOR

N/A

OWNER

N/A

DESIGN

Brandon Mays
Stephanie Stebbins
RenoSys Corporation
2825 E. 55th Place
Indianapolis, IN 46220
P: (317) 734-3311
F: (317) 251-0360
E: brandonm@renosys.com
e: stephanies@renosys.com
W: www.renosys.com

VP OF CONSTRUCTION

Gary Novitski
RenoSys Corporation
2825 E. 55th Place
Indianapolis, IN 46220
P: (317) 251-0207
F: (317) 251-0360
C:
E: garyn@renosys.com
W: www.renosys.com

SHEET INDEX

SP 0 - NOTES, SYMBOLS & PROJECT INFORMATION

i.e.; Project Overview, General Notes, Site Plan, Demo, etc...

SP 0.0 COVER SHEET
SP 0.1 NOTES & SYMBOLS
SP 0.2 BILL OF MATERIALS
SP 0.3 SITE PLAN

SP 1 - CONSTRUCTION

i.e.; Concrete, Wall Panels, Buttresses, etc...

SP 1.0 - POOL PLAN
SP 1.1 - POOL ELEVATIONS
SP 1.2 - FOOTING & BUTTRESS ANCHOR PLAN
SP 1.3 - FOOTING & BUTTRESS ANCHOR ELEVATIONS
SP 1.4 - FOOTING DETAILS
SP 1.5 - BUTTRESS & WALL STRINGER PLAN & ELEVATIONS

SP 2 - PLUMBING

i.e.; Gutter, Main Drains, Supply & Collector Boxes, Piping, etc...

SP 2.0 - GUTTER PLAN
SP 2.1 - GUTTER & WALL PANELS ELEVATIONS & DETAILS
SP 2.2 - PLUMBING PLAN
SP 2.3 - DTSR 8-10 GUTTER ON BUTTRESS DETAILS
SP 2.4 - 6" COLLECTOR BOX, 8" COLLECTOR BOX & 6" SUPPLY BOX DETAILS
SP 2.5 - 18"x18"-10" MAIN DRAIN DETAILS

SP 3 - POOL EQUIPMENT

i.e.; Depth Markers, Diving Boards, Starting Platforms, Water Features, etc...

SP 3.0 - POOL EQUIPMENT PLAN
SP 3.1 - POOL EQUIPMENT DETAILS
SP 3.2 - LINER SECTIONS & DETAILS

SP 4 - DECK EQUIPMENT

i.e.; Liner, Pool Markings, Lighting, Safety Lines, etc...

SP 4.0 - DECK EQUIPMENT PLAN
SP 4.1 - DECK EQUIPMENT DETAILS

SP 5 - MECHANICAL

i.e.; Mechanical Room, Equipment, etc...

SP 5.0 - SURGE TANK DETAILS

POOL DATA

POOL DATA

POOL VOLUME - 379,262.34 GAL
PERIMETER - 488'-0"
POOL LENGTH & WIDTH - 169'-0" x 75'-0"
SURFACE AREA - 12,675 SQFT
TURN OVER RATE - 6 HRS (360 MINS)
FLOW RATE - 1,053.5065 GPM
SYSTEM TYPE - GRAVITY FEED
DEPTHS - 4'-0" OVERALL
INLETS - 176 @ 5.98 GPM PER @ 17.38 FT/SEC & SPACED PER PLAN
SURGE WEIRS - 0
BATHER LOAD - 0

COLLECTOR, SUPPLY & MAIN DRAIN CALCULATION DATA

COLLECTOR BOXES - (3) REQ. (2) @ 427 GPM EACH & (1) @ 244 GPM. BOTH GRAVITY FEED
SUPPLY BOX - (2) REQ. @ 487 GPM EACH.
MAIN DRAINS - (2) REQ. @ 0 GPM EACH GRAVITY FEED
GUTTER CALCULATION DATA

POOL VOLUME - 379,262.34 GAL
PERIMETER - 488'-0"
TURN OVER RATE - 6 HRS (360 MINS)
FLOW RATE - 1,053.5065 GPM
COLLECTOR BOXES - 3
GUTTER WIDTH - 0
SUPPLY TUBE HEIGHT - 0
SUPPLY TUBE WIDTH - 0
DMAX - 0
Ud - 0

Ud must be less than DMAX in order for the gutter to function properly.
Calculations are tolerable within 5%

CODES, STANDARDS & REGULATIONS (SP 0 SHEET SERIES)

CODE JURISDICTION
ADDRESS, CITY STATE ZIP

CODES, STANDARDS & REGULATIONS:
CONTRACTOR SHALL BE FAMILIAR WITH ALL CODES AND STANDARDS LISTED BELOW AND ALERT THE ARCHITECT/ENGINEER TO CONFLICTS IN THE DRAWINGS.

HEALTH & SAFETY CODE
ADDRESS, CITY STATE ZIP

MODEL CODES
2015 INTERNATIONAL SWIMMING POOL & SPA CODE

ACCESSIBILITY STANDARDS AND REGULATIONS
UNITED STATES 2010 ADA STANDARDS FOR ACCESSIBLE DESIGN

COMPETITIVE SWIMMING GOVERNING BODIES
SWIMMING: NCAA NATIONAL COLLEGIATE ATHLETIC ASSOCIATION
USA SWIMMING. DIVING: FINA FEDERATION INTERNATIONALE DE NATATION (INTERNATIONAL SWIMMING FEDERATION)
NCAA NATIONAL COLLEGIATE ATHLETIC ASSOCIATION

PROJECT STAGE

- Rejected: Re-Submit
Rejected: Re-Submit as Noted
Approved: As Noted
Approved: Release for Fabrication Process

X: \_\_\_\_\_
Signature

X: \_\_\_\_\_
Signature

Table with 4 columns: REV, DESCRIPTION, DATE, AUTHOR. Row 1: 1, ADDRESS, CITY STATE ZIP, 7/12/2019

#0000 - DOUG FOUNDER
ADDRESS, CITY STATE ZIP
NOT FOR CONSTRUCTION





#0000 CUSTOMER NAME PARTS LIST						
ITEM	QTY	PART NUMBER	DESCRIPTION	STOCK NUMBER	VENDOR	CATEGORY
1	1	#0000 - DTRO8102 Gutter Assembly				
2	1	#0000 Pool Equipment				
3	1	#0000 - Deck Equipment				
9	1	#0000 - Wall Panel Assembly				
10	1	#0000 - Buttress Assembly				
11	1	Pool Floor				
15	1	#0000 Footing				
16	1	Bulkhead				

#0000 - GUTTER ASSEMBLY PARTS LIST						
ITEM	QTY	PART NUMBER	DESCRIPTION	STOCK NUMBER	VENDOR	CATEGORY
3	44	DTRO8102	DuraTech Roll-Out Stainless Steel Gutter System 8" H x 10" W w/ 2in Deck to Water (10'-0" Section)	DTRO8102	METAFAB	PLUMBING
4	176	INLET	3/8" Drilled Holes	N/A	N/A	PLUMBING
1	4	DTRO8102TOCL	12Ga 201 SS w/ No. 2B Finish - DTRO8102 Trough Outside Corner Left	DTRO8102TOCL	METAFAB	PLUMBING
2	4	DTRO8102TOCR	12Ga 201 SS w/ No. 2B Finish - DTRO8102 Trough Outside Corner Right	DTRO8102TOCR	METAFAB	PLUMBING
6	2	8CB	8" Stainless Steel Collector Box	N/A	METAFAB	PLUMBING
7	1	6CB	6" Stainless Steel Collector Box	N/A	METAFAB	PLUMBING
8	2	6SB	6" Inlet Stainless Steel Supply Box	N/A	MetaFab	PLUMBING
5	24	RRH	Recessed Rope Hook	N/A	METAFAB	POOL EQUIPMENT

#0000 - DECK EQUIPMENT PARTS LIST						
ITEM	QTY	PART NUMBER	DESCRIPTION	STOCK NUMBER	VENDOR	CATEGORY
1	4	3FT	3ft Depth Marker - 6"x6"x1/4" Ceramic Tile with 4" Numbers for Deck	C620030	Inlays, Inc.	DECK EQUIPMENT
2	10	0IN	0in Depth Markers - 6"x6"x1/4" Ceramic Tile with 4" Numbers for Deck	C620500	Inlays, Inc.	DECK EQUIPMENT
3	6	NOD	No Diving Depth Marker - 6"x6"x1/4" Ceramic Tile with 4" Numbers for Deck	C621500	Inlays, Inc.	DECK EQUIPMENT
4	4	12FT	12ft Depth Marker - 6"x6"x1/4" Ceramic Tile with 4" Numbers for Deck	C620094	Inlays, Inc.	DECK EQUIPMENT
5	2	5FT	5ft Depth Marker - 6"x6"x1/4" Ceramic Tile with 4" Numbers for Deck	C620050	Inlays, Inc.	DECK EQUIPMENT
6	8	F4HR	26in SR Smith Figure 4 Handrail	#10184	SR Smith	DECK EQUIPMENT
7	32	EP-100F	EP-100F Escutcheon 304 SS for 1.90" OD Tubing	EP-100F	PERMA CAST	DECK EQUIPMENT
8	32	ANCH	SR Smith AS-104MG 4in SS Anchor 1.90 OD	AS-104MG	SR Smith	DECK EQUIPMENT

#0000 - POOL EQUIPMENT PARTS LIST						
ITEM	QTY	PART NUMBER	DESCRIPTION	STOCK NUMBER	VENDOR	CATEGORY
2	20	WTB	DTRO 8-10 - 36"x36"-10" Wall Target Bottom	N/A	POOL EQUIP	POOL EQUIPMENT
3	20	WTT	Vinyl Wall Target 36"x36"-10" for DTRO 8-10	N/A	N/A	POOL EQUIPMENT
1	1	#0000 - Liner	Liner for DTRO 8-10 Gutter		PoolEquip	
4	10	LL	PVC Lane Line			
5	1	BL	PVC Liner Material			

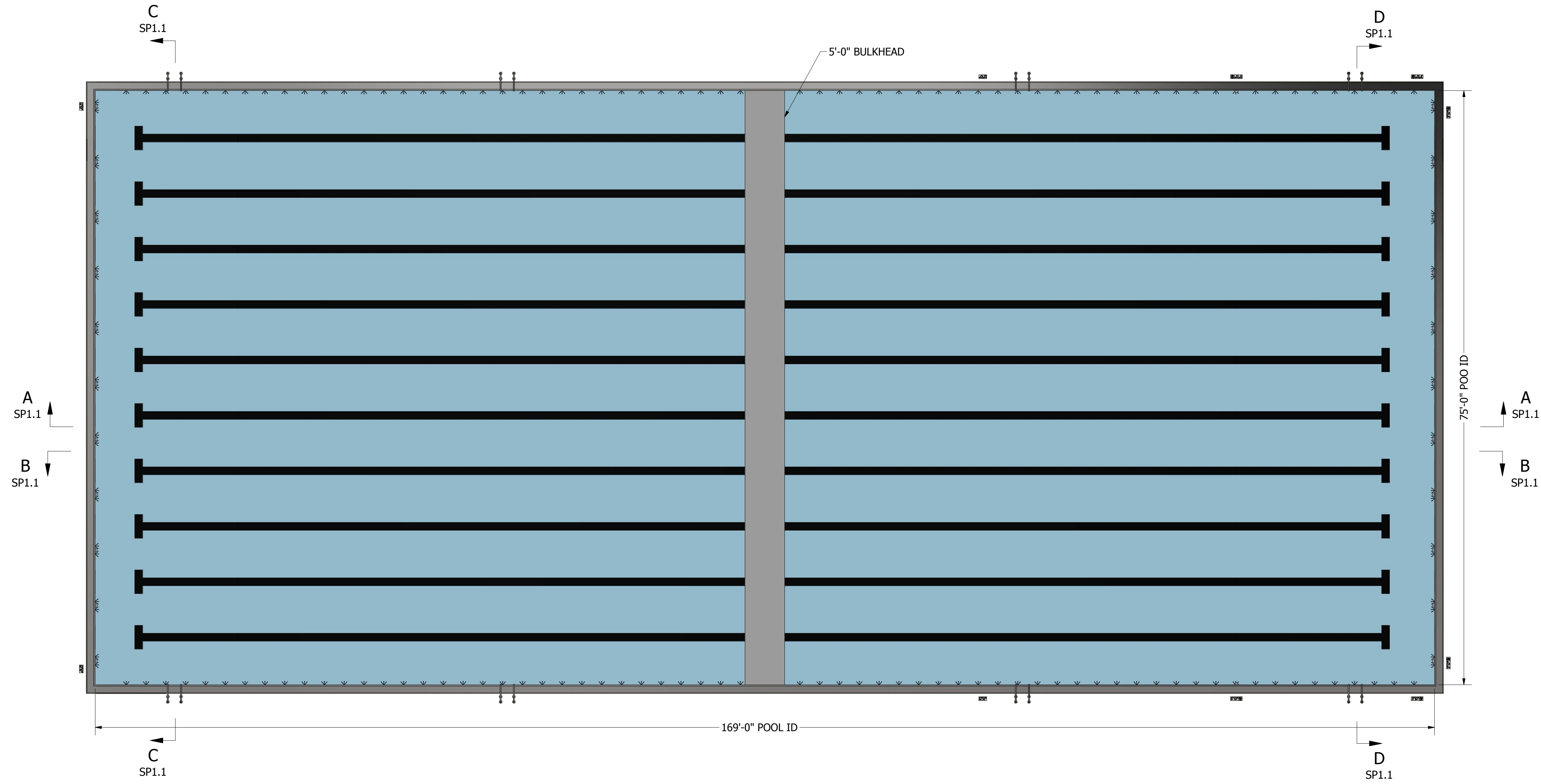


All designs and data included and implied within the contents of these documents are proprietary of ARS. ARS will not be held liable based upon inaccurate, unknown or limited information or conditions provided by the purchaser/owner to create enclosed contents. All submitted drawings, details and data are subject to verification, accuracy and approval by the purchaser/owner. We reserve the right to modify details without notice where conditions require. No documents shall be modified, copied or reproduced without express written consent of ARS. 2004-2018 ARS, Inc. All Rights Reserved.

**#0000 - DOUG FOUNDER**  
ADDRESS, CITY STATE ZIP

**NOT FOR CONSTRUCTION**

REVISIONS:	
DWG TITLE	
#0000 - DOUG FOUNDER	
BILLS OF MATERIAL	
DWG BY	CHK BY
SCALE	DATE
AS SHOWN	9/24/2019
SHEET SIZE	24 x 36 (inches)
SHEET NO	ARCH D
BILL OF MATERIALS	
SP 0.2	



**POOL PLAN**  
 #0000 CUSTOMER NAME ASSEMBLY  
 PLAN VIEW / SCALE 1/8" = 1'-0"

**POOL DATA**

POOL VOLUME - 379,262.34 GAL  
 PERIMETER - 488'-0"  
 POOL LENGTH & WIDTH - 169'-0" x 75'-0"  
 SURFACE AREA - 12,675 SQFT  
 TURN OVER RATE - 6 HRS (360 MINS)  
 FLOW RATE - 1,053.5065 GPM  
 SYSTEM TYPE - GRAVITY FEED  
 DEPTHS - 4'-0" OVERALL  
 INLETS - 176 @ 5.98 GPM PER @ 17.38 FT/SEC & SPACED PER PLAN  
 SURGE WEIRS - 0  
 BATHER LOAD - 0

**GUTTER CALCULATION DATA**

POOL VOLUME - 379,262.34 GAL  
 PERIMETER - 488'-0"  
 TURN OVER RATE - 6 HRS (360 MINS)  
 FLOW RATE - 1,053.5065 GPM  
 COLLECTOR BOXES - 3  
 GUTTER WIDTH - 0  
 SUPPLY TUBE HEIGHT - 0  
 SUPPLY TUBE WIDTH - 0  
 DMAX - 0  
 Ud - 0  
 Ud must be less than DMAX in order for the gutter to function properly.  
 Calculations are tolerable within 5%

KEY:  
 ID=INSIDE DIMENSION

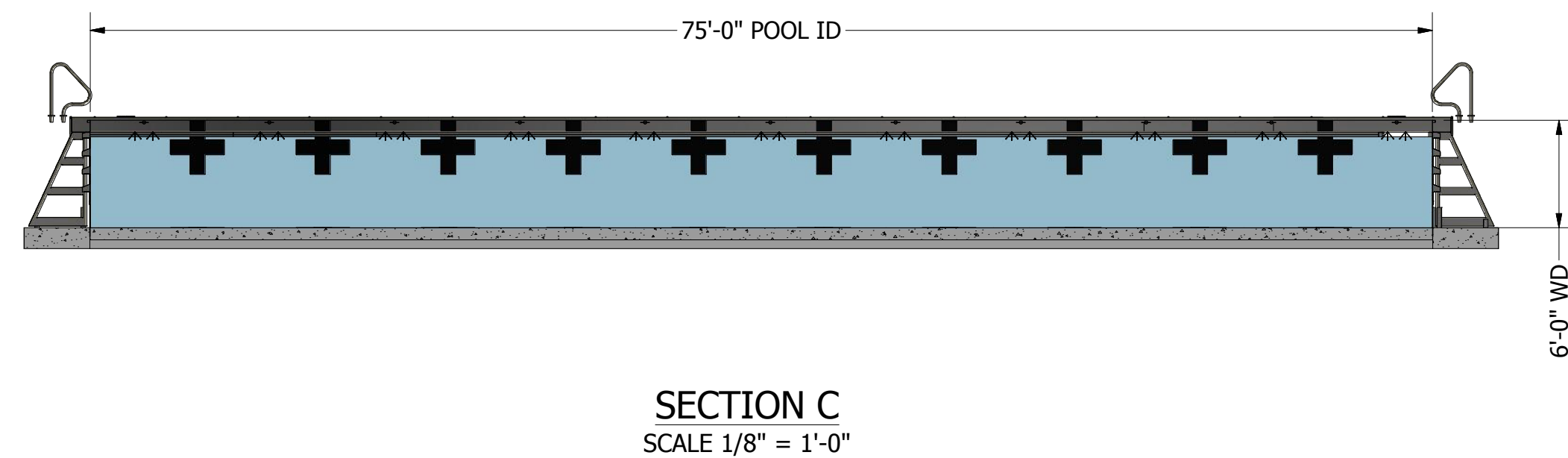
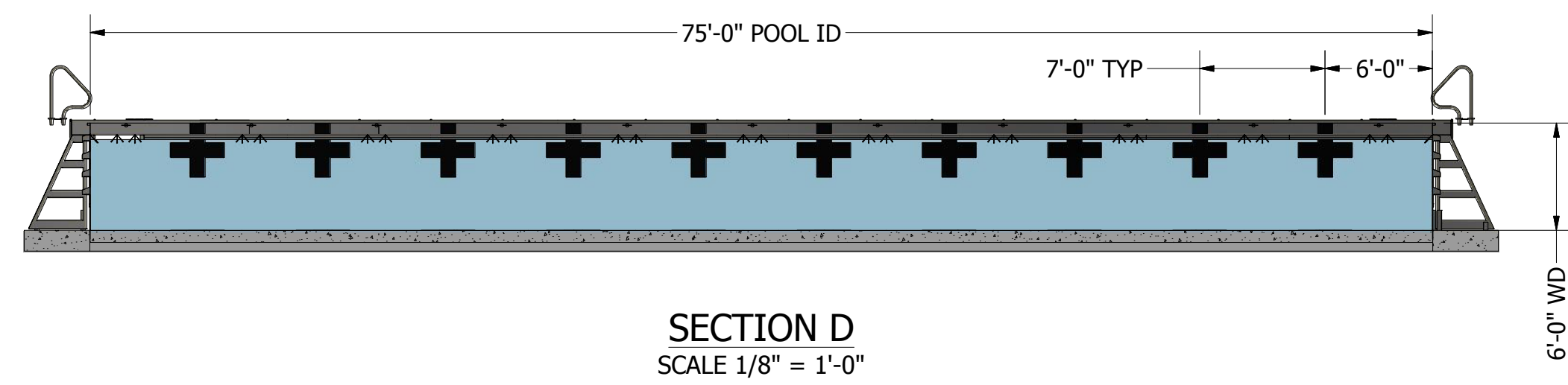
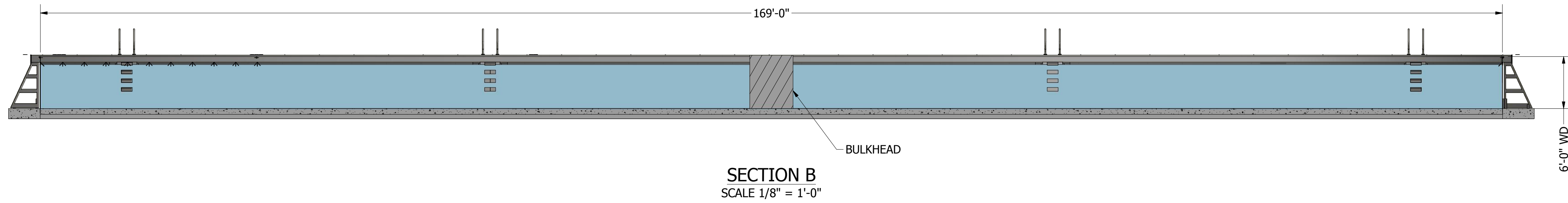
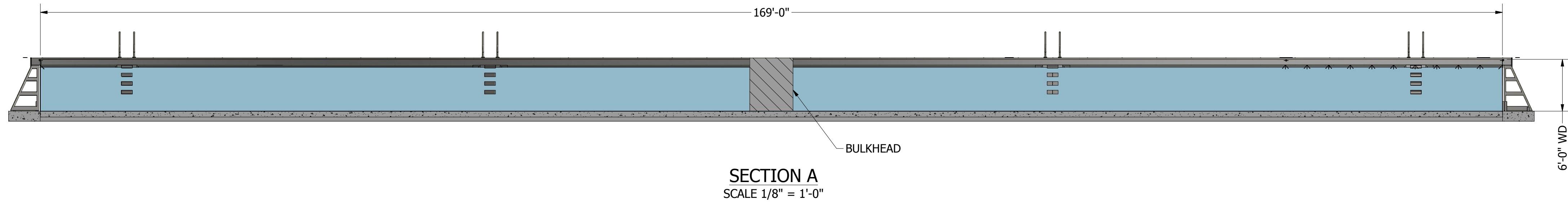


All designs and data included and implied within the contents of these documents are proprietary of ARS. ARS will not be held liable based upon inaccurate, unknown or limited information or conditions provided by the purchaser/owner to create enclosed contents. All submitted drawings, details and data are subject to verification, accuracy and approval by the purchaser/owner. We reserve the right to modify details without notice where conditions require. No documents shall be modified, copied or reproduced without express written consent of ARS. 2004-2018 ARS, Inc. All Rights Reserved.

#0000 - DOUG FOUNDER  
 ADDRESS, CITY STATE ZIP

NOT FOR CONSTRUCTION

REVISIONS:	
DWG TITLE	
#0000 - DOUG FOUNDER	
POOL PLAN	
DWG BY	CHK BY
SCALE	DATE
AS SHOWN	9/24/2019
SHEET SIZE	24 x 36 (inches)
SHEET NO	ARCH D
CONSTRUCTION	
SP 1.0	



**POOL DATA**

POOL VOLUME - 379,262.34 GAL  
 PERIMETER - 488'-0"  
 POOL LENGTH & WIDTH - 169'-0" x 75'-0"  
 SURFACE AREA - 12,675 SQFT  
 TURN OVER RATE - 6 HRS (360 MINS)  
 FLOW RATE - 1,053.5065 GPM  
 SYSTEM TYPE - GRAVITY FEED  
 DEPTHS - 4'-0" OVERALL  
 INLETS - 176 @ 5.98 GPM PER @ 17.38 FT/SEC & SPACED PER PLAN  
 SURGE WEIRS - 0  
 BATHER LOAD - 0

**GUTTER CALCULATION DATA**

POOL VOLUME - 379,262.34 GAL  
 PERIMETER - 488'-0"  
 TURN OVER RATE - 6 HRS (360 MINS)  
 FLOW RATE - 1,053.5065 GPM  
 COLLECTOR BOXES - 3  
 GUTTER WIDTH - 0  
 SUPPLY TUBE HEIGHT - 0  
 SUPPLY TUBE WIDTH - 0  
 DMAX - 0  
 Ud - 0

Ud must be less than DMAX in order for the gutter to function properly.  
 Calculations are tolerable within 5%

**KEY:**

WD=WATER DEPTH  
 ID=POOL ID

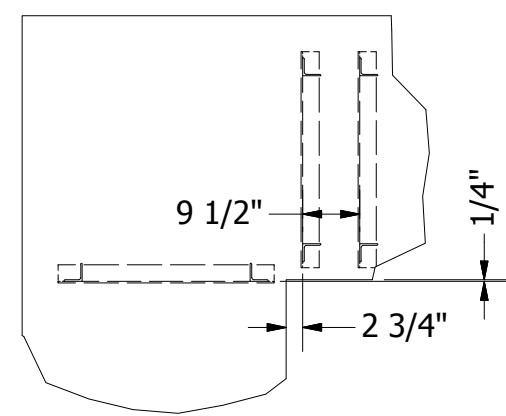


All designs and data included and implied within the contents of these documents are proprietary of ARS. ARS will not be held liable based upon inaccurate, unknown or limited information or conditions provided by the purchaser/owner to create enclosed contents. All submitted drawings, details and data are subject to verification, accuracy and approval by the purchaser/owner. We reserve the right to modify details without notice where conditions require. No documents shall be modified, copied or reproduced without express written consent of ARS. 2004-2018 ARS, Inc. All Rights Reserved.

#0000 - DOUG FOUNDER  
 ADDRESS, CITY STATE ZIP


NOT FOR CONSTRUCTION

REVISIONS:	
DWG TITLE	
#0000 - DOUG FOUNDER	
POOL SECTIONS	
DWG BY	CHK BY
SCALE	DATE
AS SHOWN	9/24/2019
SHEET SIZE	24 x 36 (inches)
SHEET NO	ARCH D
CONSTRUCTION	
SP 1.1	

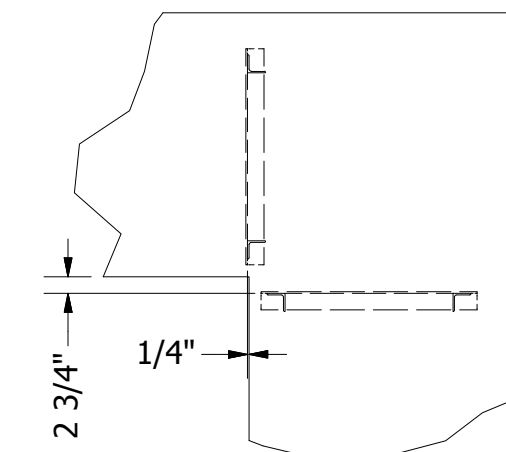


DETAIL W  
SCALE 3/8" = 1'-0"

K  
SP1.3



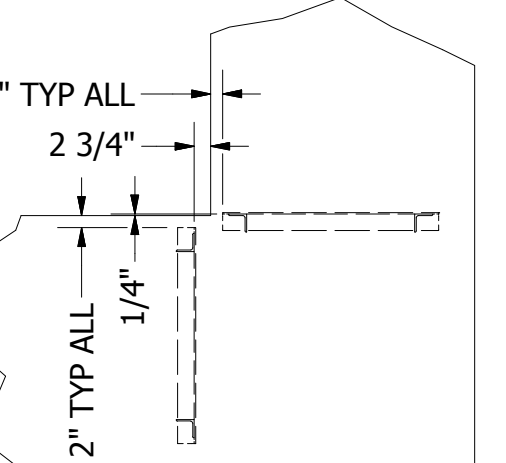
**FOOTING & BUTTRESS ANCHOR PLAN**  
#0000 CUSTOMER NAME ASSEMBLY  
PLAN VIEW | SCALE 1/8" = 1'-0"



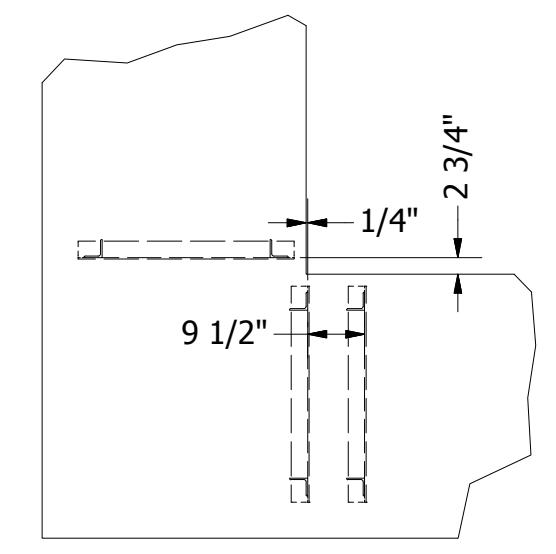
DETAIL Y  
SCALE 3/8" = 1'-0"

K  
SP1.3

18 SPACES @ 4'-0" MAX TYP OTHER SIDE



DETAIL U  
SCALE 3/8" = 1'-0"



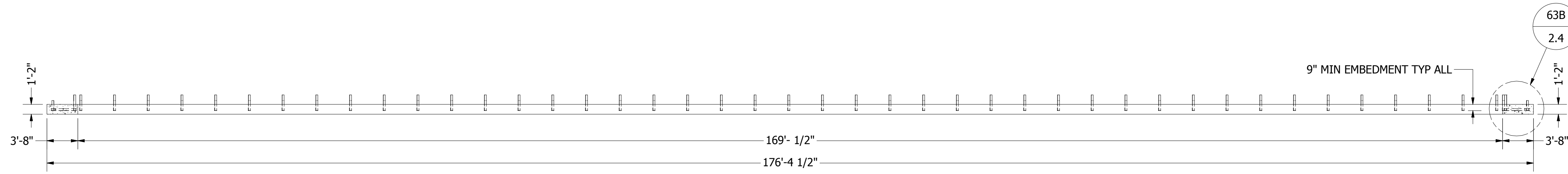
DETAIL V  
SCALE 3/8" = 1'-0"



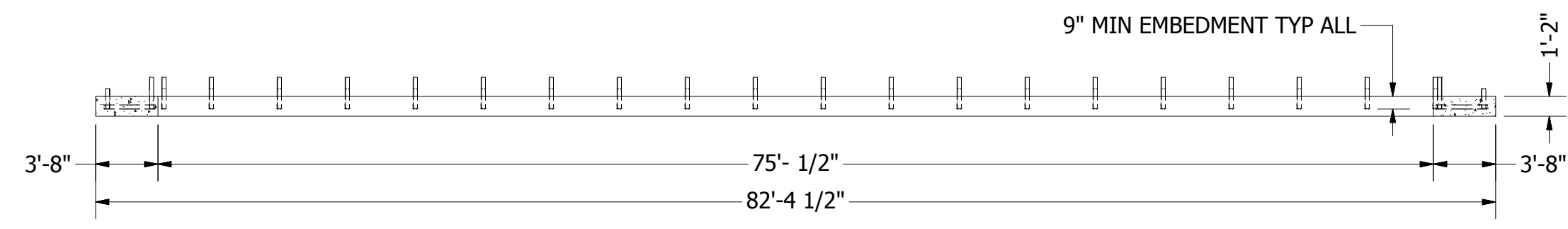
All designs and data included and implied within the contents of these documents are proprietary of ARS. ARS will not be held liable based upon inaccurate, unknown or limited information or conditions provided by the purchaser/owner to create enclosed contents. All submitted drawings, details and data are subject to verification, accuracy and approval by the purchaser/owner. We reserve the right to modify details without notice where conditions require. No documents shall be modified, copied or reproduced without express written consent of ARS. 2004-2018 ARS, Inc. All Rights Reserved.

**#0000 - DOUG FOUNDER**  
ADDRESS, CITY STATE ZIP  
**NOT FOR CONSTRUCTION**

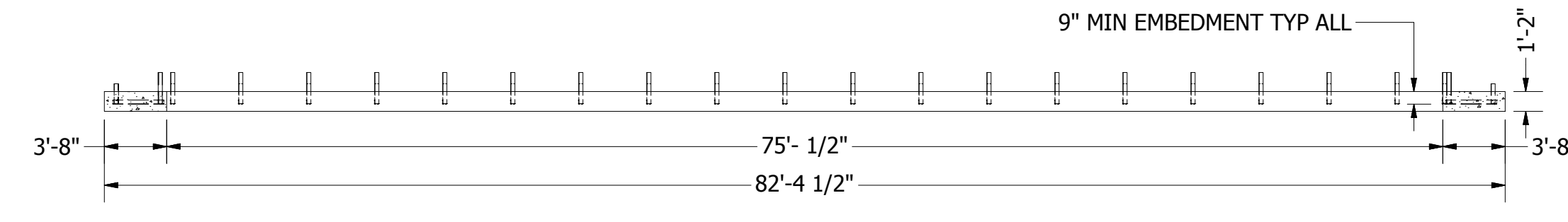
REVISIONS:	
DWG TITLE	#0000 - DOUG FOUNDER
	FOOTING & BUTTRESS ANCHOR PLAN
DWG BY	BMAYS
SCALE	AS SHOWN
DATE	9/24/2019
SHEET SIZE	24 x 36 (inches)
	ARCH D
SHEET NO	CONSTRUCTION
	SP 1.2



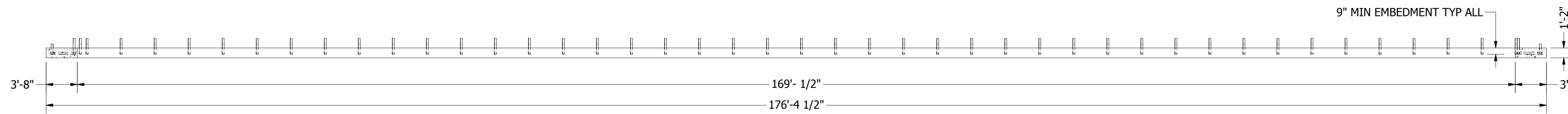
**SECTION J**  
SCALE 1/8" = 1'-0"



**SECTION H**  
SCALE 1/8" = 1'-0"



**SECTION G**  
SCALE 1/8" = 1'-0"



**SECTION K**  
SCALE 1/8" = 1'-0"



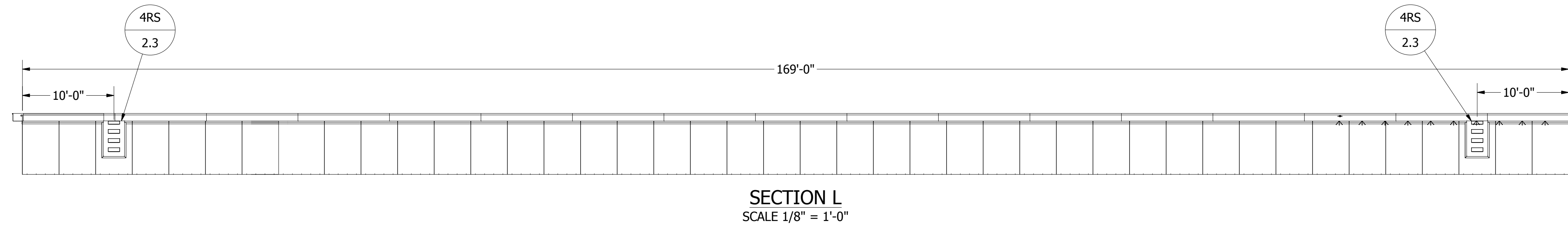
All designs and data included and implied within the contents of these documents are proprietary of ARS. ARS will not be held liable based upon inaccurate, unknown or limited information or conditions provided by the purchaser/owner to create enclosed contents. All submitted drawings, details and data are subject to verification, accuracy and approval by the purchaser/owner. We reserve the right to modify details without notice where conditions require. No documents shall be modified, copied or reproduced without express written consent of ARS. 2004-2018 ARS, Inc. All Rights Reserved.

**#0000 - DOUG FOUNDER**  
ADDRESS, CITY STATE ZIP  
**NOT FOR CONSTRUCTION**

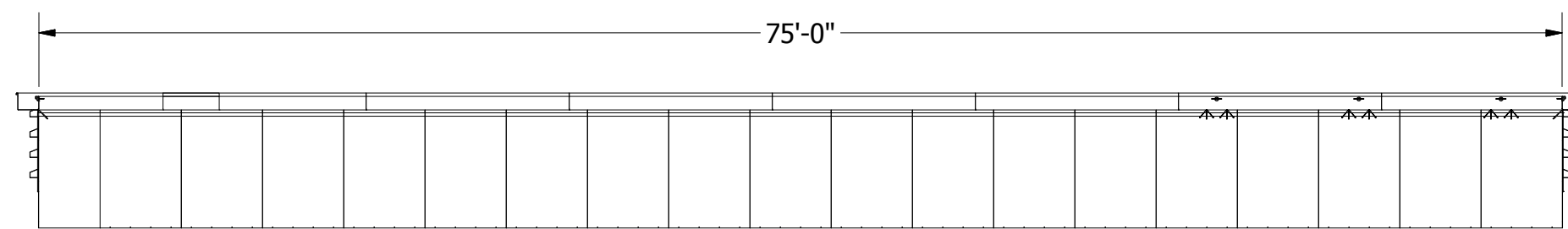
REVISIONS:	
DWG TITLE	
#0000 - DOUG FOUNDER	
FOOTING & BUTTRESS ANCHOR SECTIONS	
DWG BY	CHK BY
SCALE	DATE
AS SHOWN	9/24/2019
SHEET SIZE	
24 x 36 (inches)	
ARCH D	
SHEET NO	
CONSTRUCTION	
SP 1.3	



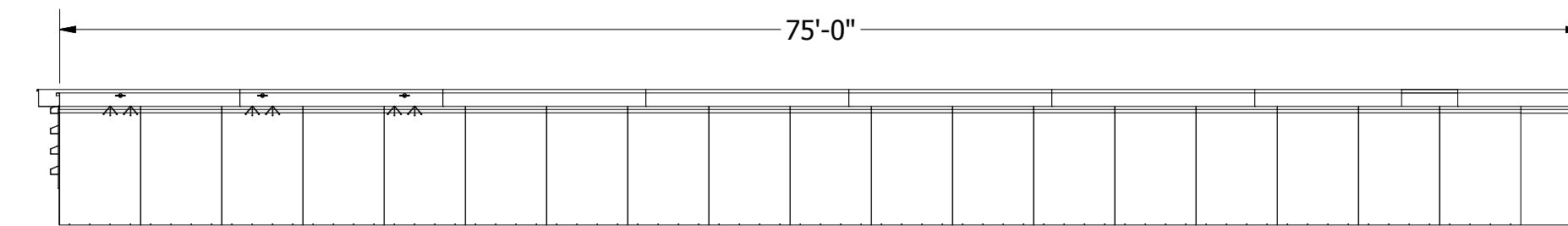




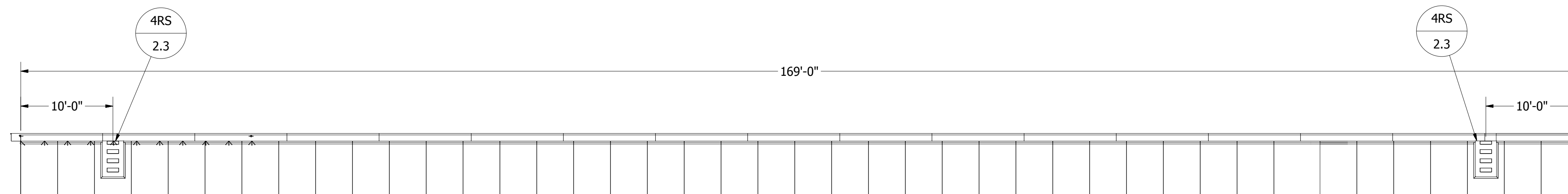
SECTION L  
SCALE 1/8" = 1'-0"



SECTION P  
SCALE 1/8" = 1'-0"



SECTION N  
SCALE 1/8" = 1'-0"



SECTION M  
SCALE 1/8" = 1'-0"




All designs and data included and implied within the contents of these documents are proprietary of ARS. ARS will not be held liable based upon inaccurate, unknown or limited information or conditions provided by the purchaser/owner to create enclosed contents. All submitted drawings, details and data are subject to verification, accuracy and approval by the purchaser/owner. We reserve the right to modify details without notice where conditions require. No documents shall be modified, copied or reproduced without express written consent of ARS. 2004-2018 ARS, Inc. All Rights Reserved.

**#0000 - DOUG FOUNDER**  
ADDRESS, CITY STATE ZIP

**NOT FOR CONSTRUCTION**

REVISIONS:	
DWG TITLE	
#0000 - DOUG FOUNDER	
GUTTER & WALL PANEL SECTIONS	
DWG BY	CHK BY
SCALE	DATE
AS SHOWN	9/24/2019
SHEET SIZE	
24 x 36 (inches)	
ARCH D	
SHEET NO	
PLUMBING	
SP 2.1	



**PLUMBING PLAN**  
 #0000 CUSTOMER NAME ASSEMBLY  
 PLAN VIEW / SCALE 1/8" = 1'-0"

**POOL DATA**

POOL VOLUME - 379,262.34 GAL  
 PERIMETER - 488'-0"  
 POOL LENGTH & WIDTH - 169'-0" x 75'-0"  
 SURFACE AREA - 12,675 SQFT  
 TURN OVER RATE - 6 HRS (360 MINS)  
 FLOW RATE - 1,053.5065 GPM  
 SYSTEM TYPE - GRAVITY FEED  
 DEPTHS - 4'-0" OVERALL  
 INLETS - 176 @ 5.98 GPM PER @ 17.38 FT/SEC & SPACED PER PLAN  
 SURGE WEIRS - 0  
 BATHER LOAD - 0

**COLLECTOR, SUPPLY & MAIN DRAIN CALCULATION DATA**

COLLECTOR BOXES - (3) REQ. (2) @ 427 GPM EACH & (1) @ 244 GPM. BOTH GRAVITY FEED  
 SUPPLY BOX - (2) REQ. @ 487 GPM EACH.  
 MAIN DRAINS - (2) REQ. @ 0 GPM EACH GRAVITY FEED

**GUTTER CALCULATION DATA**

POOL VOLUME - 379,262.34 GAL  
 PERIMETER - 488'-0"  
 TURN OVER RATE - 6 HRS (360 MINS)  
 FLOW RATE - 1,053.5065 GPM  
 COLLECTOR BOXES - 3  
 GUTTER WIDTH - 0  
 SUPPLY TUBE HEIGHT - 0  
 SUPPLY TUBE WIDTH - 0  
 DMAX - 0  
 Ud - 0

Ud must be less than DMAX in order for the gutter to function properly.  
 Calculations are tolerable within 5%

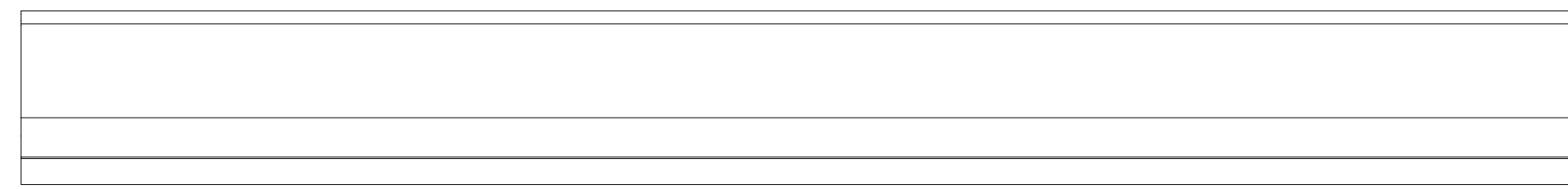


All designs and data included and implied within the contents of these documents are proprietary of ARS. ARS will not be held liable based upon inaccurate, unknown or limited information or conditions provided by the purchaser/owner to create enclosed contents. All submitted drawings, details and data are subject to verification, accuracy and approval by the purchaser/owner. We reserve the right to modify details without notice where conditions require. No documents shall be modified, copied or reproduced without express written consent of ARS. 2004-2018 ARS, Inc. All Rights Reserved.

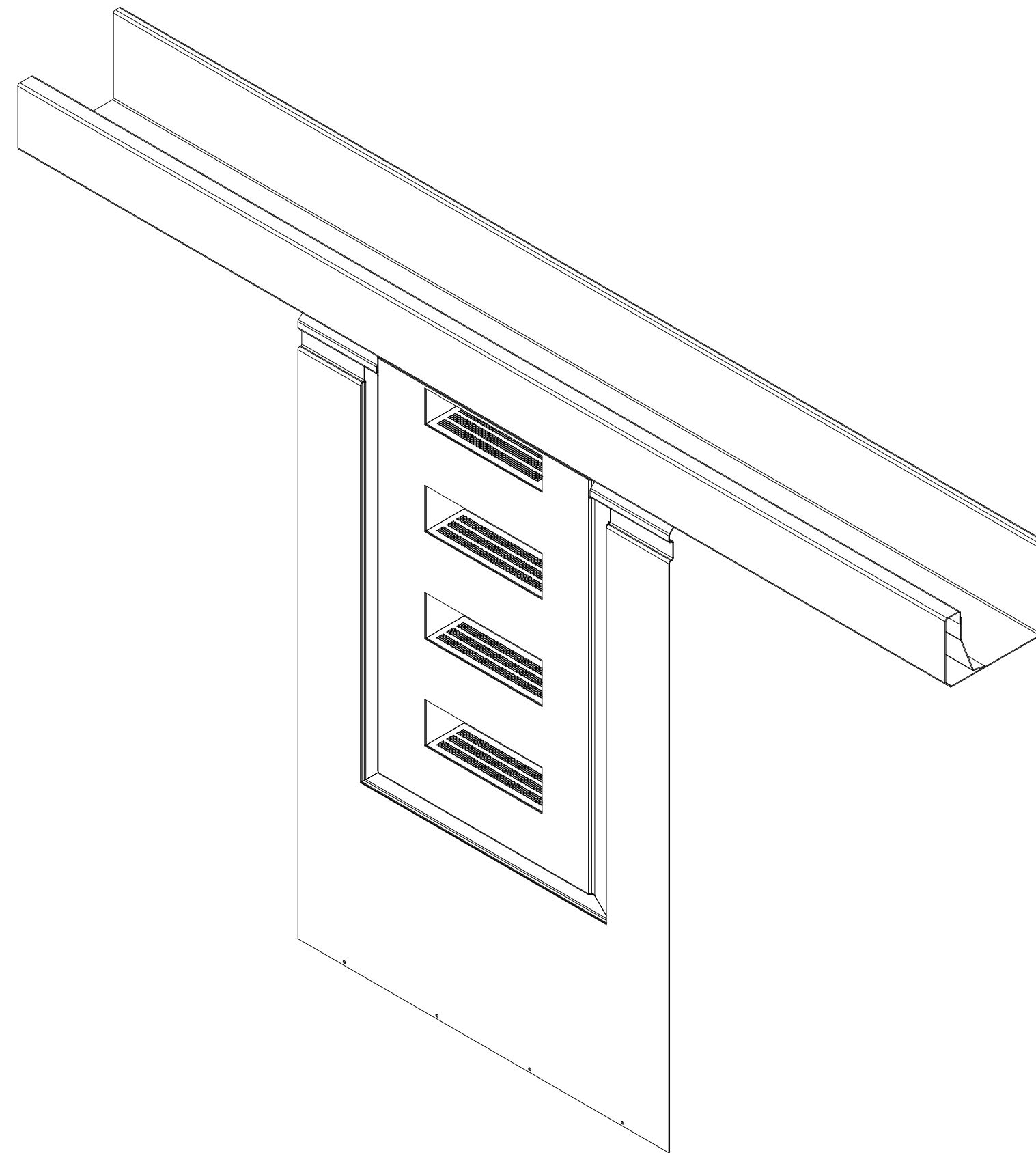
**#0000 - DOUG FOUNDER**  
 ADDRESS, CITY STATE ZIP

**NOT FOR CONSTRUCTION**

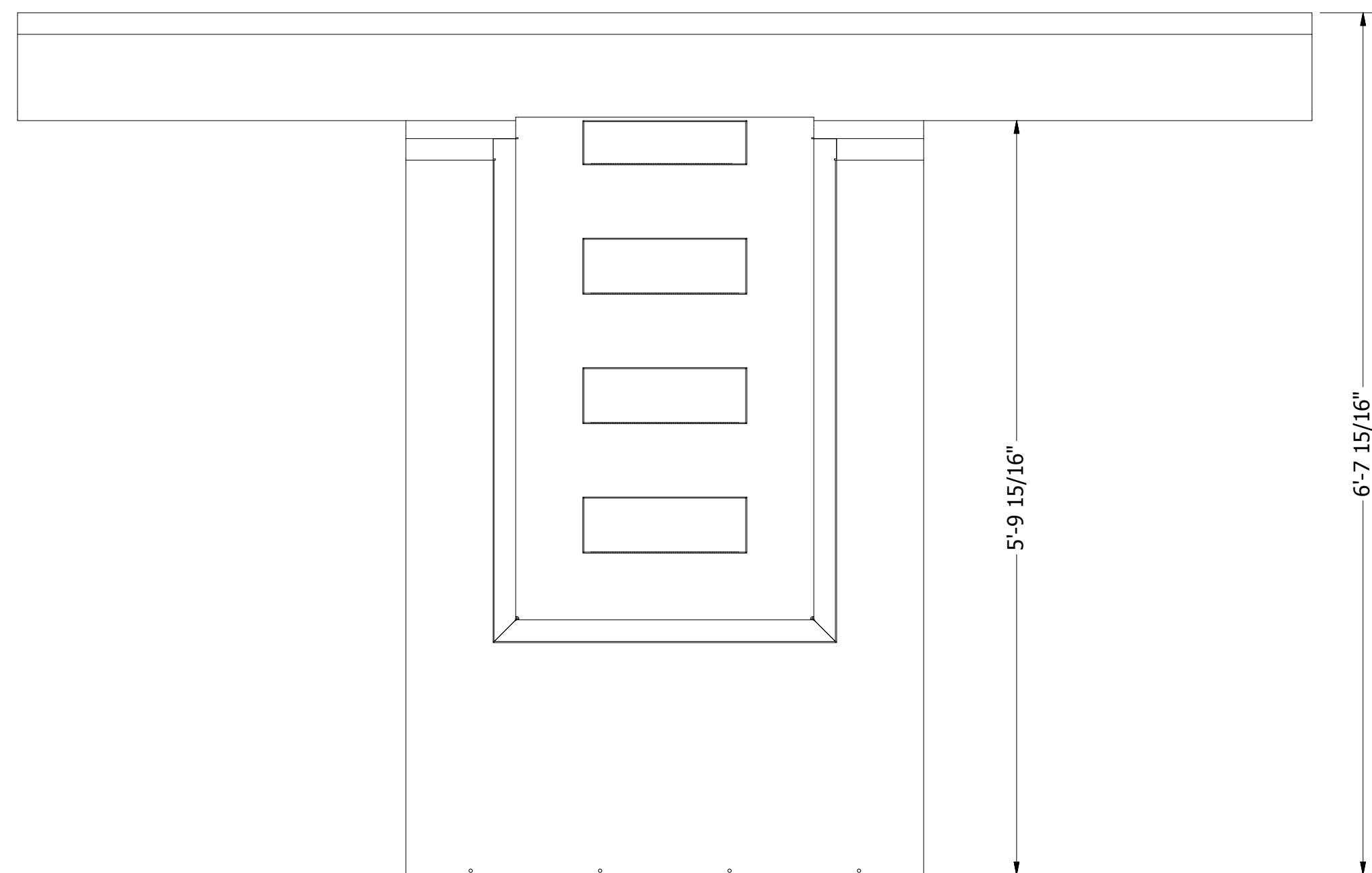
REVISIONS:	
DWG TITLE	
#0000 - DOUG FOUNDER	
PLUMBING PLAN	
DWG BY	CHK BY
SCALE	DATE
AS SHOWN	9/24/2019
SHEET SIZE	24 x 36 (inches)
SHEET NO	ARCH D
PLUMBING	SP 2.2



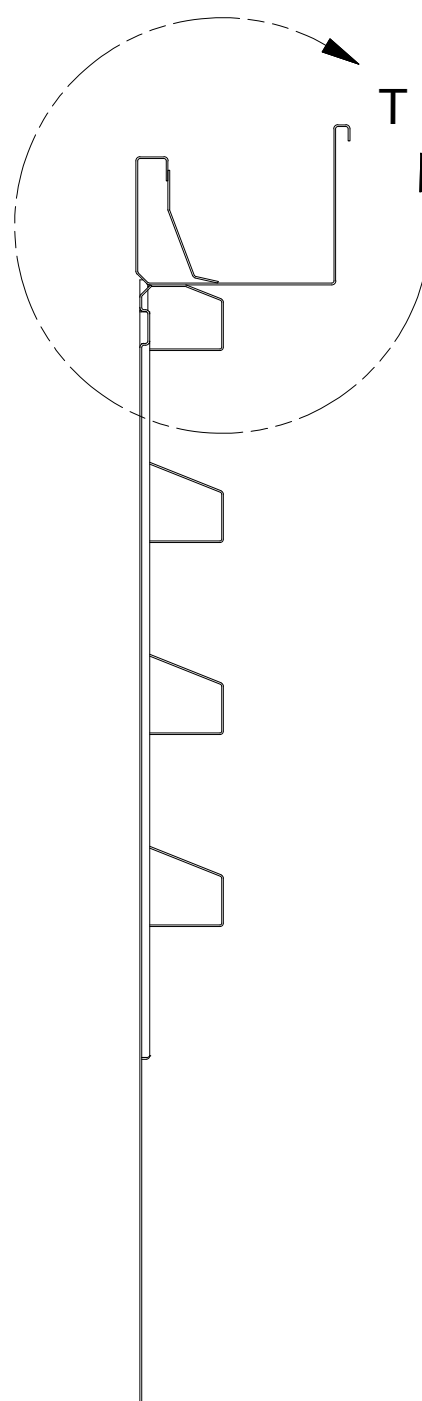
FWP63-4RS  
TOP VIEW  
SCALE 1" = 1'-0"



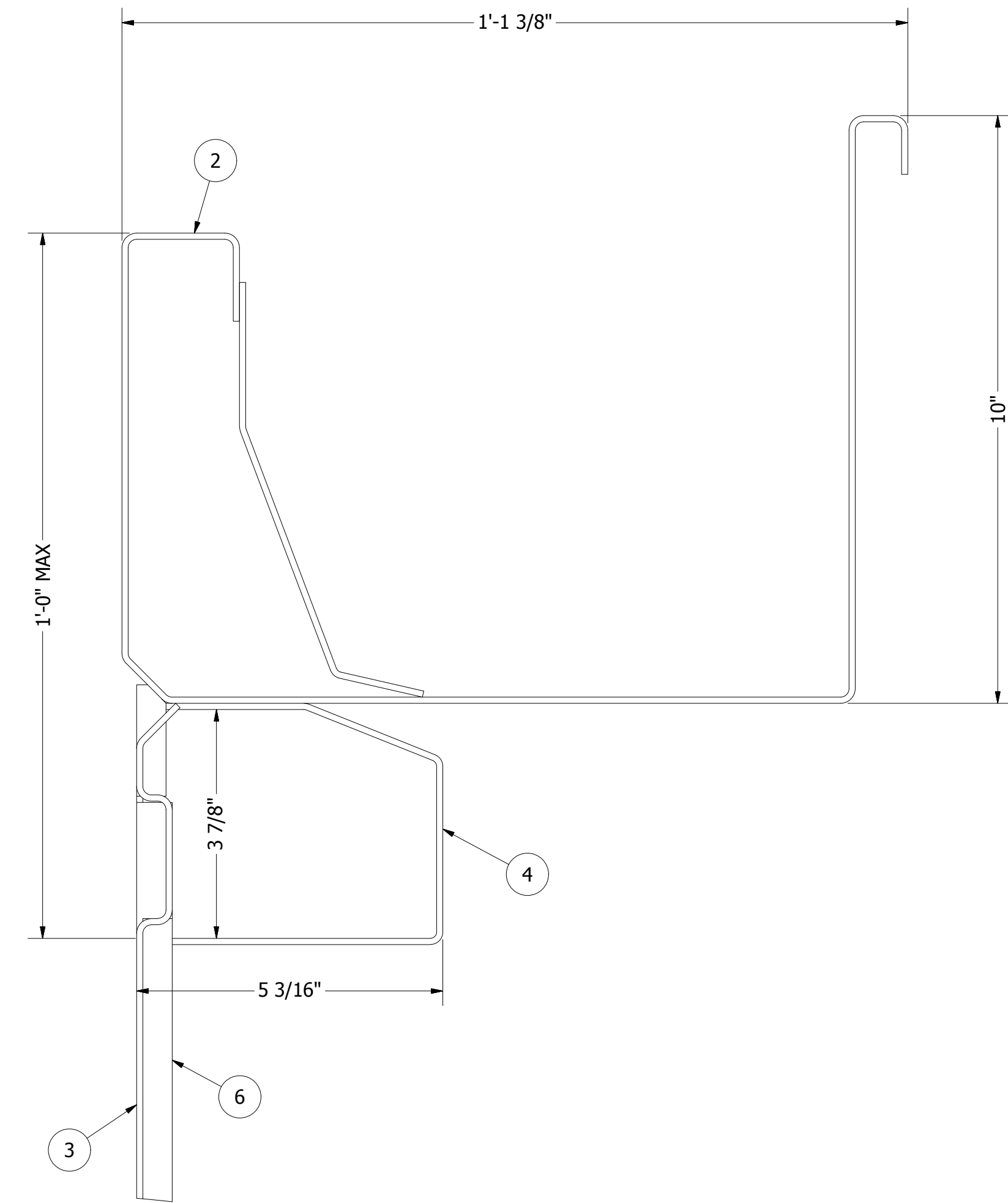
FWP63-4RS  
ISOMETRIC VIEW  
SCALE 1" = 1'-0"



FWP63-4RS  
FRONT VIEW  
SCALE 1" = 1'-0"



FWP63-4RS  
SIDE VIEW  
SCALE 1" = 1'-0"



DETAIL T  
SCALE 6" = 1'-0"

ITEM	PART NUMBER	DESCRIPTION	STOCK NUMBER	VENDOR	CATEGORY
1	Recessed Step	12GA 304L SS #4 Finish - Recessed Step	N/A	METAFAB	CONSTRUCTION
3	FWP 63-48 4RS for DTRO 8-10 - Wall Panel	12GA 304L SS 2B - FWP 63-48 4RS for DTRO 8-10 - Wall Panel	N/A	MetaFab	CONSTRUCTION
4	Recessed Step for DTRO 8-10-2	Recessed Step for DTRO 8-10-2	N/A	METAFAB	CONSTRUCTION
2	DTRO8102	DuraTech Roll-Out Stainless Steel Gutter System 8" H x 10" W w/ 2in Deck to Water (10'-0" Section)	DTRO8102	METAFAB	PLUMBING
6	FWP 4RS Panel for DTRO 8-10	12GA 304L SS #4 - FWP 4RS Panel for DTRO 8-10	FWP-4RS P	METAFAB	POOL EQUIPMENT



All designs and data included and implied within the contents of these documents are proprietary of ARS. ARS will not be held liable based upon inaccurate, unknown or limited information or conditions provided by the purchaser/owner to create enclosed contents. All submitted drawings, details and data are subject to verification, accuracy and approval by the purchaser/owner. We reserve the right to modify details without notice where conditions require. No documents shall be modified, copied or reproduced without express written consent of ARS. 2004-2018 ARS, Inc. All Rights Reserved.

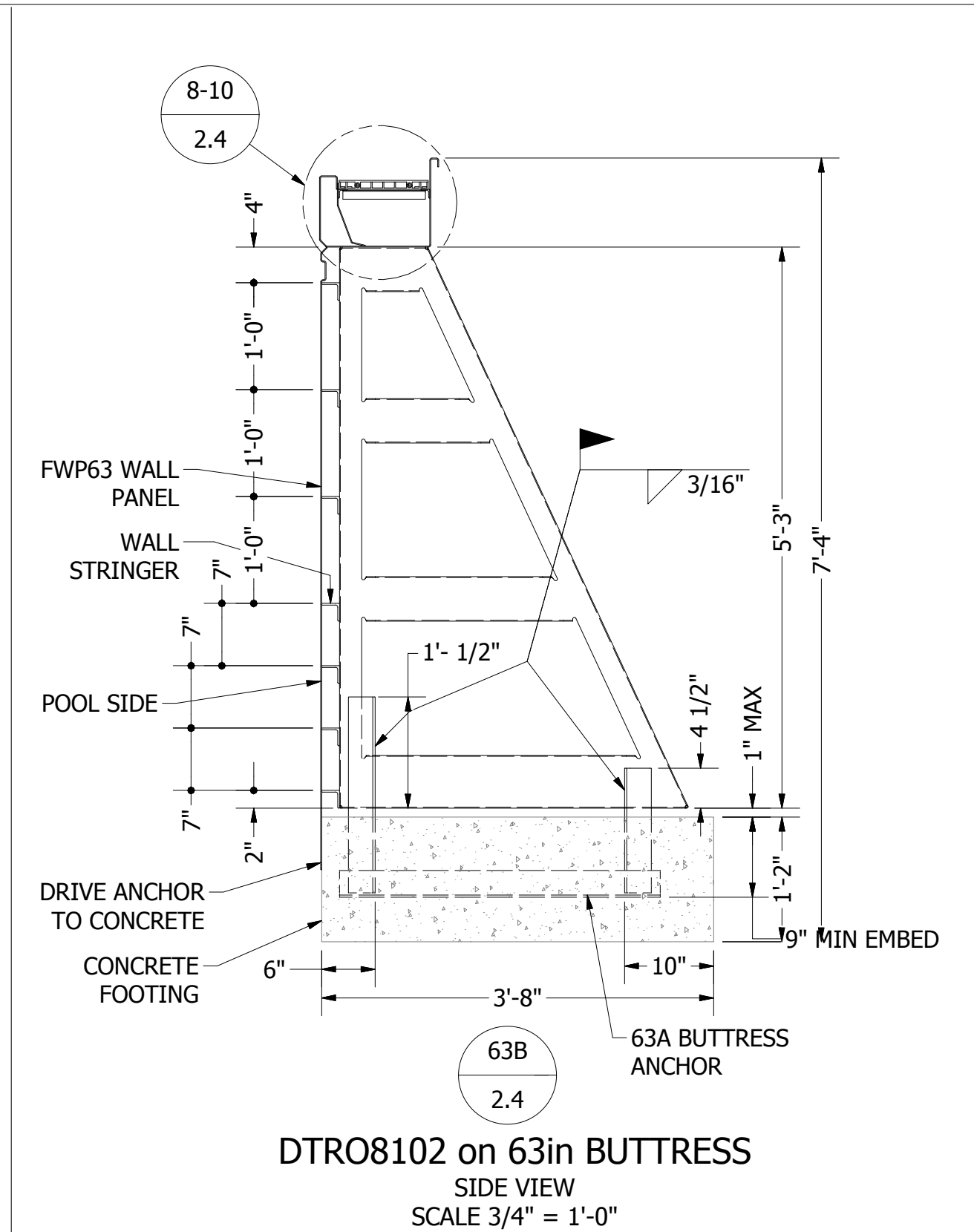
**#0000 - DOUG FOUNDER**  
ADDRESS, CITY STATE ZIP  
**NOT FOR CONSTRUCTION**

REVISIONS:  
DWG TITLE  
**#0000 - DOUG FOUNDER**  
FUTURA WALL PANEL 63-48 WITH 4 RECESSED STEPS FOR DTRO 8-10 GUTTER SYSTEM  
DWG BY: BMAYS  
SCALE: AS SHOWN  
DATE: 9/24/2019  
SHEET SIZE: 24 x 36 (inches) ARCH D  
SHEET NO: CONSTRUCTION SP 2.3

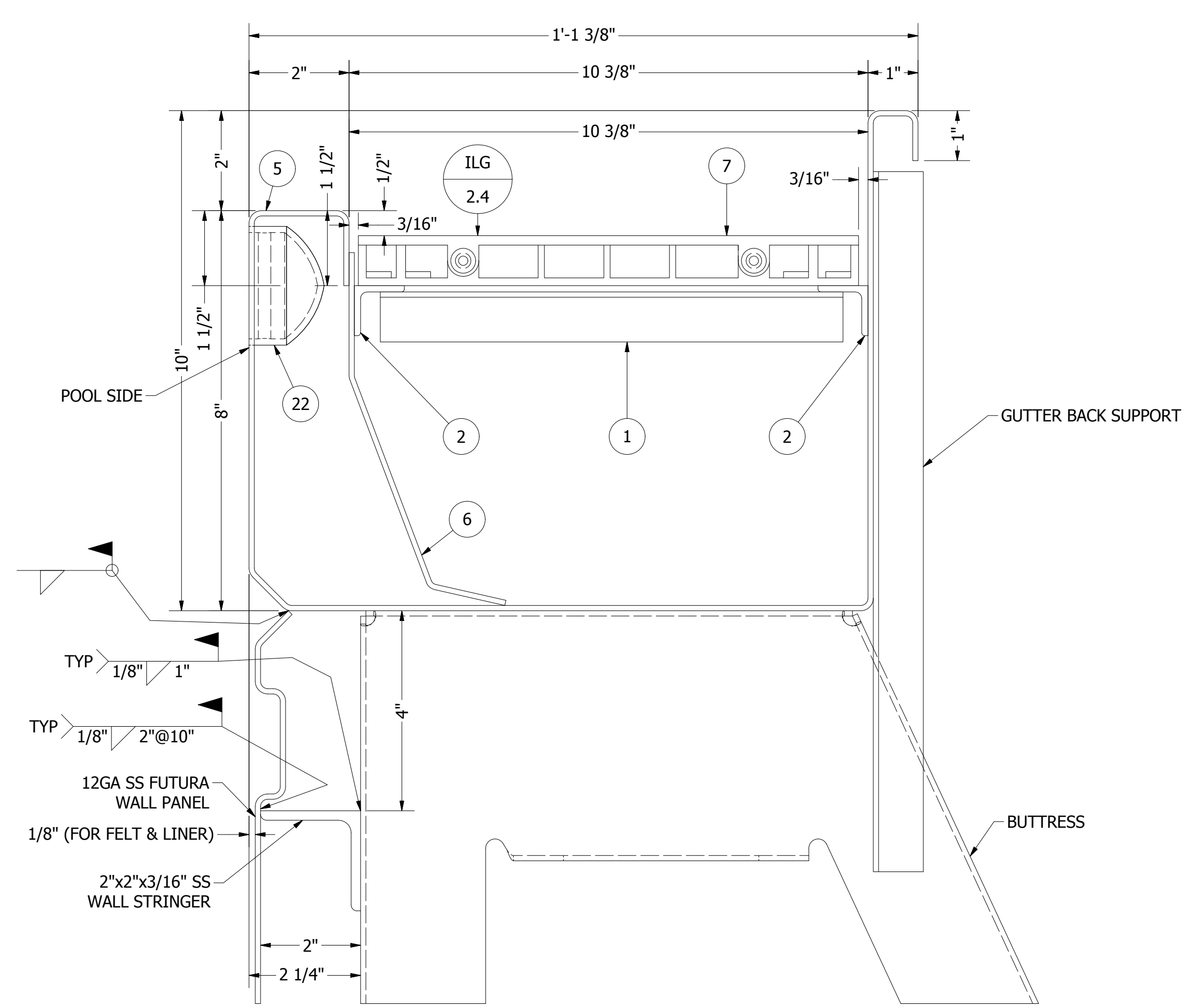
All designs and data included and implied within the contents of these documents are proprietary of ARS. ARS will not be held liable based upon inaccurate, unknown or limited information or conditions provided by the purchaser/owner to create enclosed contents. All submitted drawings, details and data are subject to verification, accuracy and approval by the purchaser/owner. We reserve the right to modify details without notice where conditions require. No documents shall be modified, copied or reproduced without express written consent of ARS. 2004-2018 ARS, Inc. All Rights Reserved.

**#0000 - DOUG FOUNDER**  
 ADDRESS, CITY STATE ZIP

**NOT FOR CONSTRUCTION**



DTRO8102 on 63in BUTTRESS  
 SIDE VIEW  
 SCALE 3/4" = 1'-0"



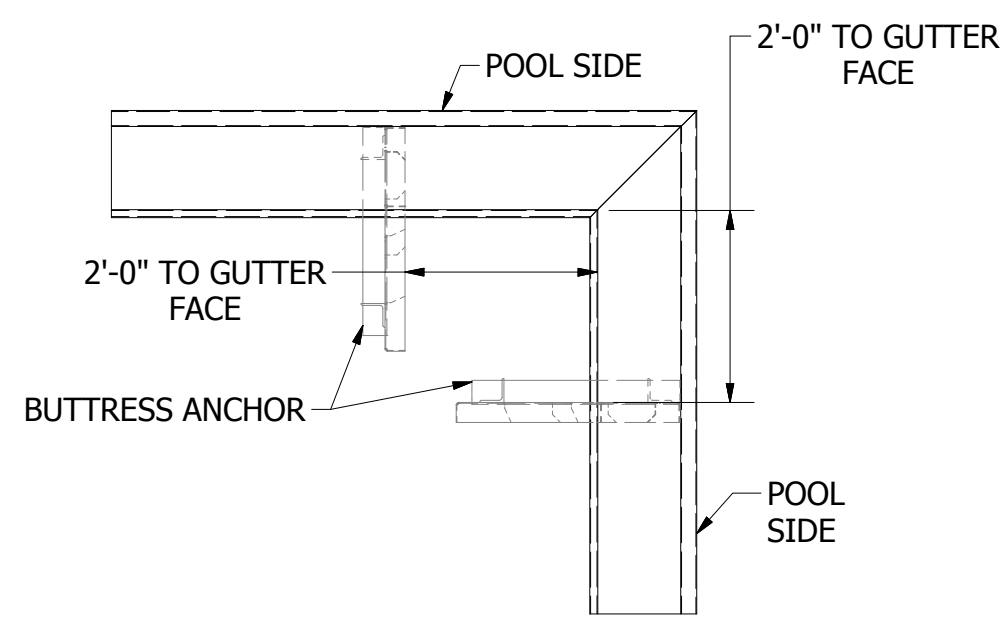
8102  
 2.4  
**DTRO8102**  
 DETAIL VIEW  
 SCALE 6" = 1'-0"

**DTRO 8-10 GUTTER SYSTEM PARTS LIST**

ITEM	PART NUMBER	DESCRIPTION
7	10ILG	10in wide, integral slip-resistant, impact resistant PVC resin Interlock Grate
5	DTRO8102T	12GA 304L SS #4 - DTRO8102 Trough
6	DTRO8102SB	12GA 304L SS #4 - DTRO8102 Supply Back
1	DTRO8102GSA	12GA 304L SS 2B - DTRO8102 Grating Support A
2	DTRO8102GSB	SS L 1" x 1" x 1/8" x 20'-0" - DTRO8102 Grating Support B
22	RRH	2.375 Dia SS Recessed Rope Hook Assembly

**NOTES:**

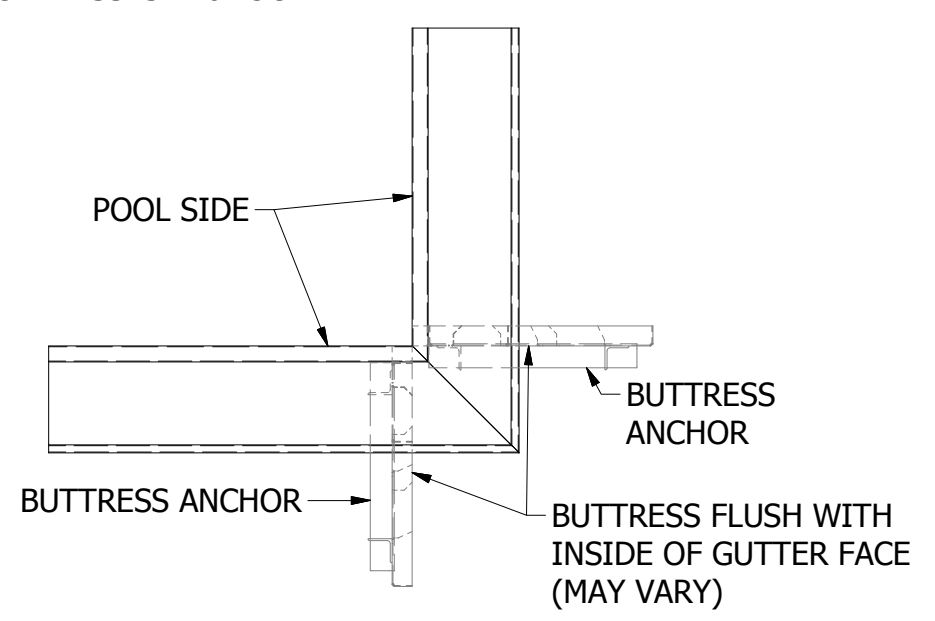
BUTTRESSES 4'-0" OC MAX



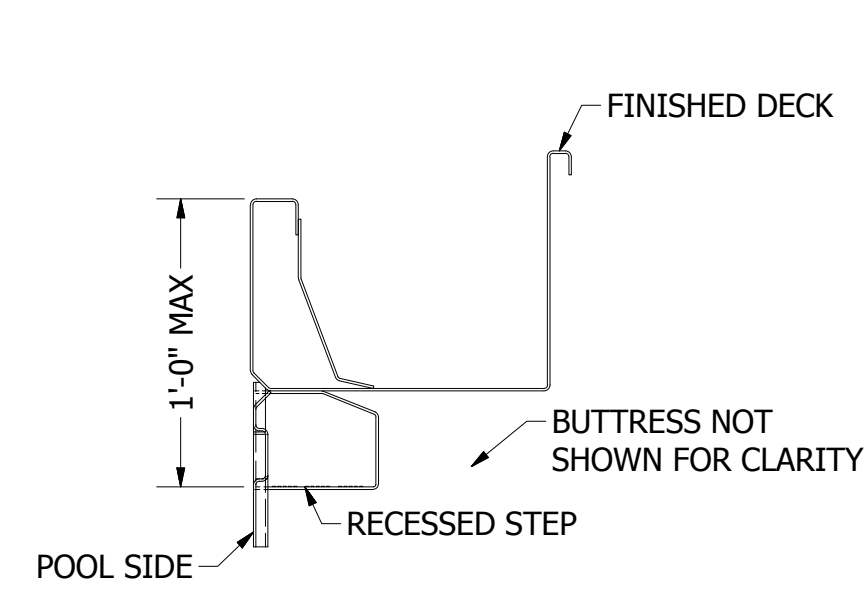
GIC  
 2.4  
**DTRO 8-10 Inside Corner**  
 TOP VIEW  
 SCALE 1/2" = 1'-0"

**NOTES:**

BUTTRESSES 4'-0" OC MAX



GOC  
 2.4  
**DTRO 8-10 Outside Corner**  
 TOP VIEW  
 SCALE 1/2" = 1'-0"



\*Further details found on FWP Recessed Step detail sheets.  
 RS  
 2.4  
**FWP 39-48 3RS for DTRO 8-10**  
 SECTION VIEW  
 SCALE 1 1/2" = 1'-0"

**Technical Data:**

Width of I-bar top 5/8"  
 Gap between bars 3/8"  
 Open area per sqft 40%  
 Grating height 1"  
 Deflection 300lbs @ 18" 3/16"  
 Surface texture Slip-resistant  
 Warranty 10 Years

**Design & Product Information:**

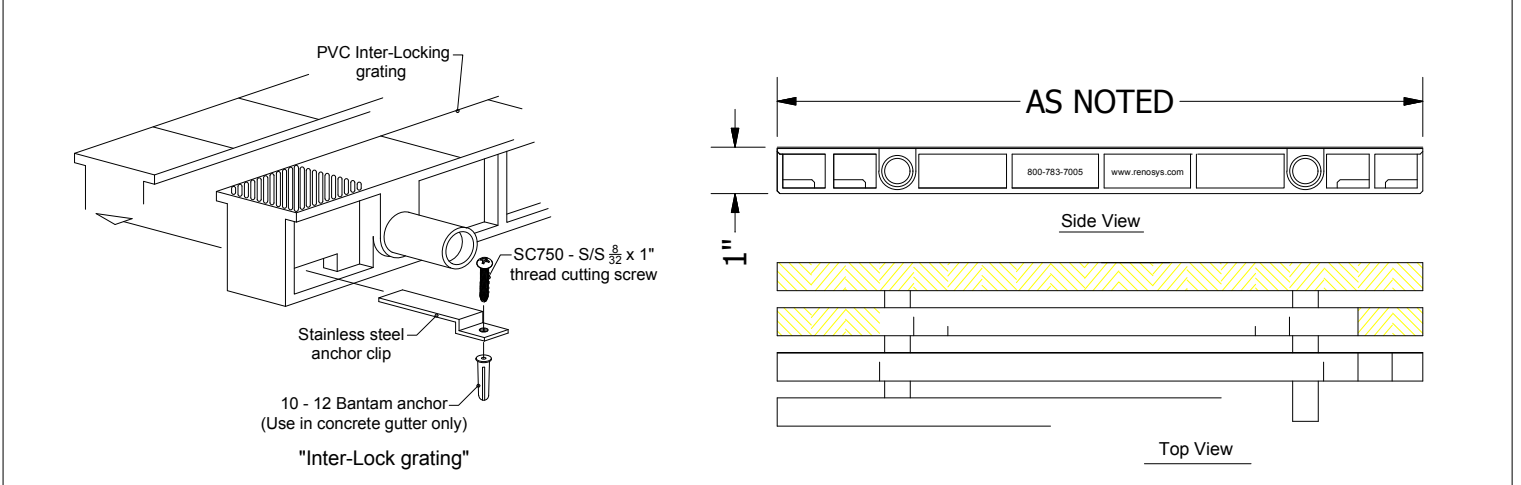
DuraTech Inter-locking PVC grating is formulated with maximum U.V. inhibitors adds to 100% virgin exterior grade impact resistant PVC resin. Integral slip-resistance is embossed into the grating top surface as a standard safety feature. White is the standard DuraTech color. Custom colors are available upon request.

**Installation**

Locate grating on support ledge, slide the stainless steel anchor clip into place as shown. Anchor assemblies should be installed max 15" on center, staggering from one side of grating to the other. It is necessary to support all grating ends for proper safety requirements.

**Concrete Gutter** - Mark hole location and drill a 1/4" Dia. hole. Insert bantam sleeve into hole, replace anchor clip and fasten through the anchor clip and secure into the bantam anchor.

**S/S Gutter** - Mark hole location and drill a 5/32" Dia. hole into support angle. Replace anchor clip and fasten through the anchor clip and secure into the support angle. Do not over tighten.



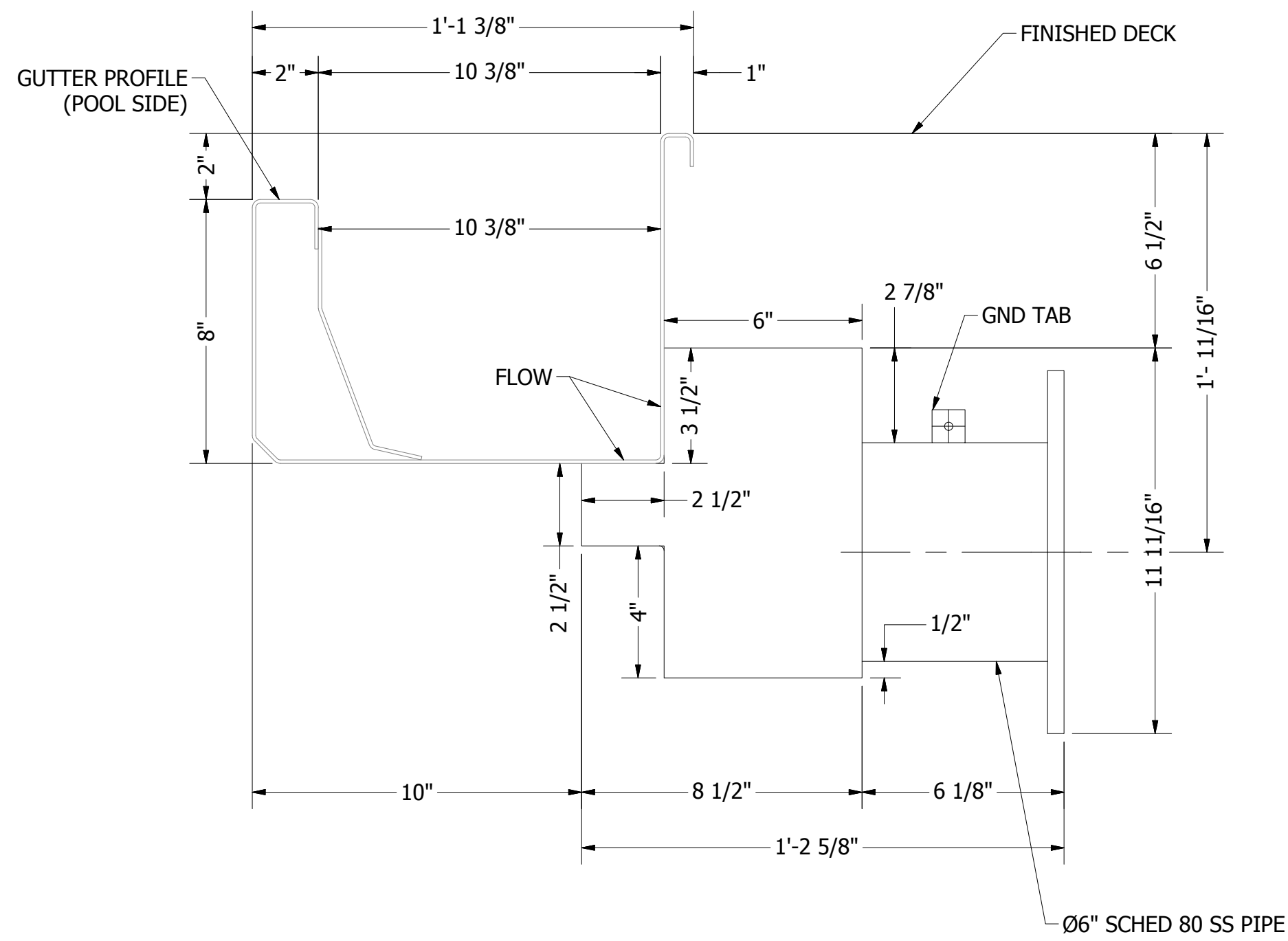
ILG  
 2.4  
**10" INTERLOCK GRATING**  
 DETAIL

**GUTTER CALCULATION DATA**

**POOL VOLUME** - 379,262.34 GAL  
**PERIMETER** - 488'-0"  
**TURN OVER RATE** - 6 HRS (360 MINS)  
**FLOW RATE** - 1,053.5065 GPM  
**COLLECTOR BOXES** - 3  
**GUTTER WIDTH** - 0  
**SUPPLY TUBE HEIGHT** - 0  
**SUPPLY TUBE WIDTH** - 0  
**DMAX** - 0  
**Ud** - 0

Ud must be less than DMAX in order for the gutter to function properly. Calculations are tolerable within 5%

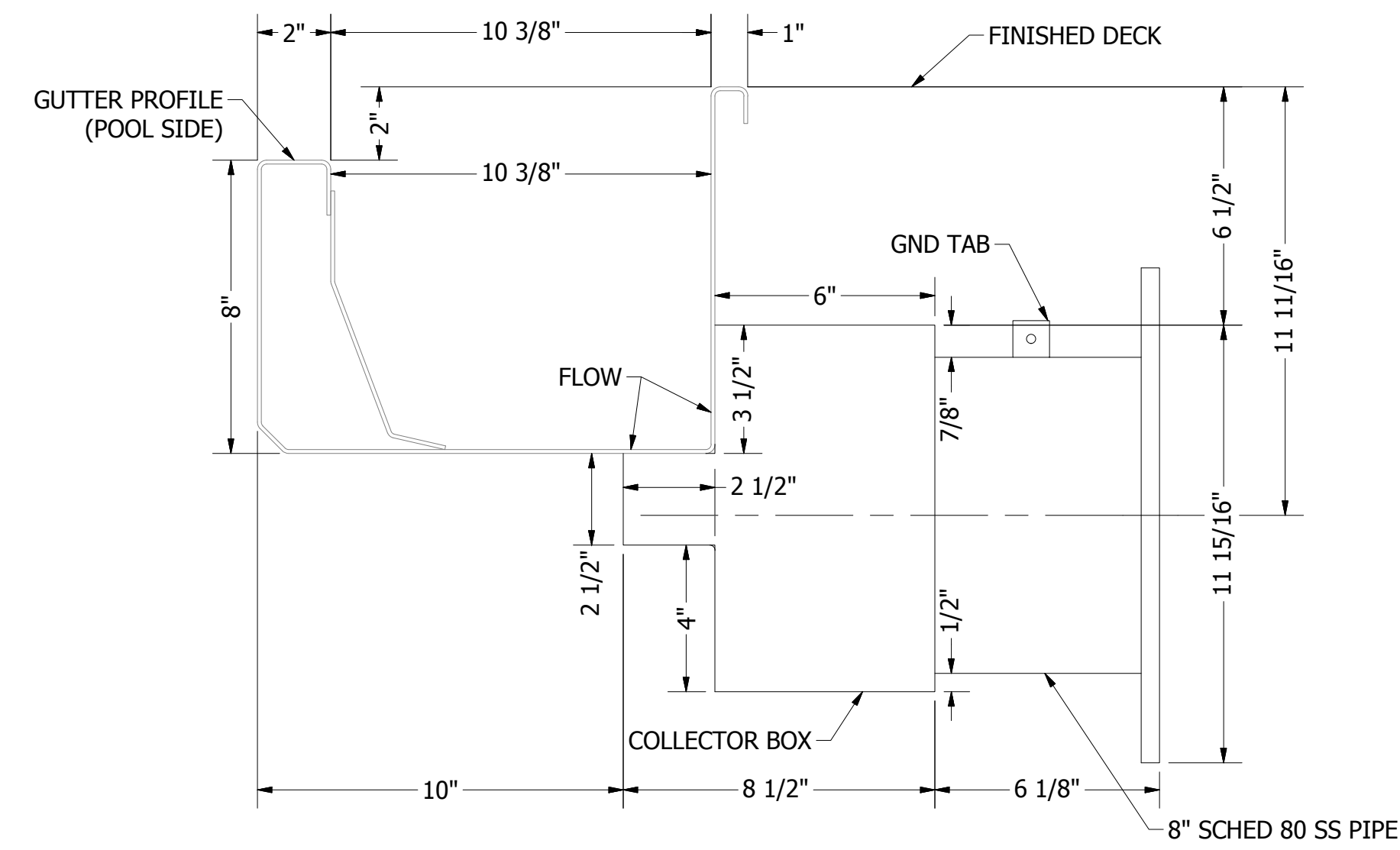
**NOTES:**



6CB  
2.5

6CB  
w/ DTR0 8-10 GUTTER  
SIDE VIEW / SCALE: SCALE 3" = 1'-0"  
**NOTE: ENCASE IN CONCRETE AFTER INSTALLATION**

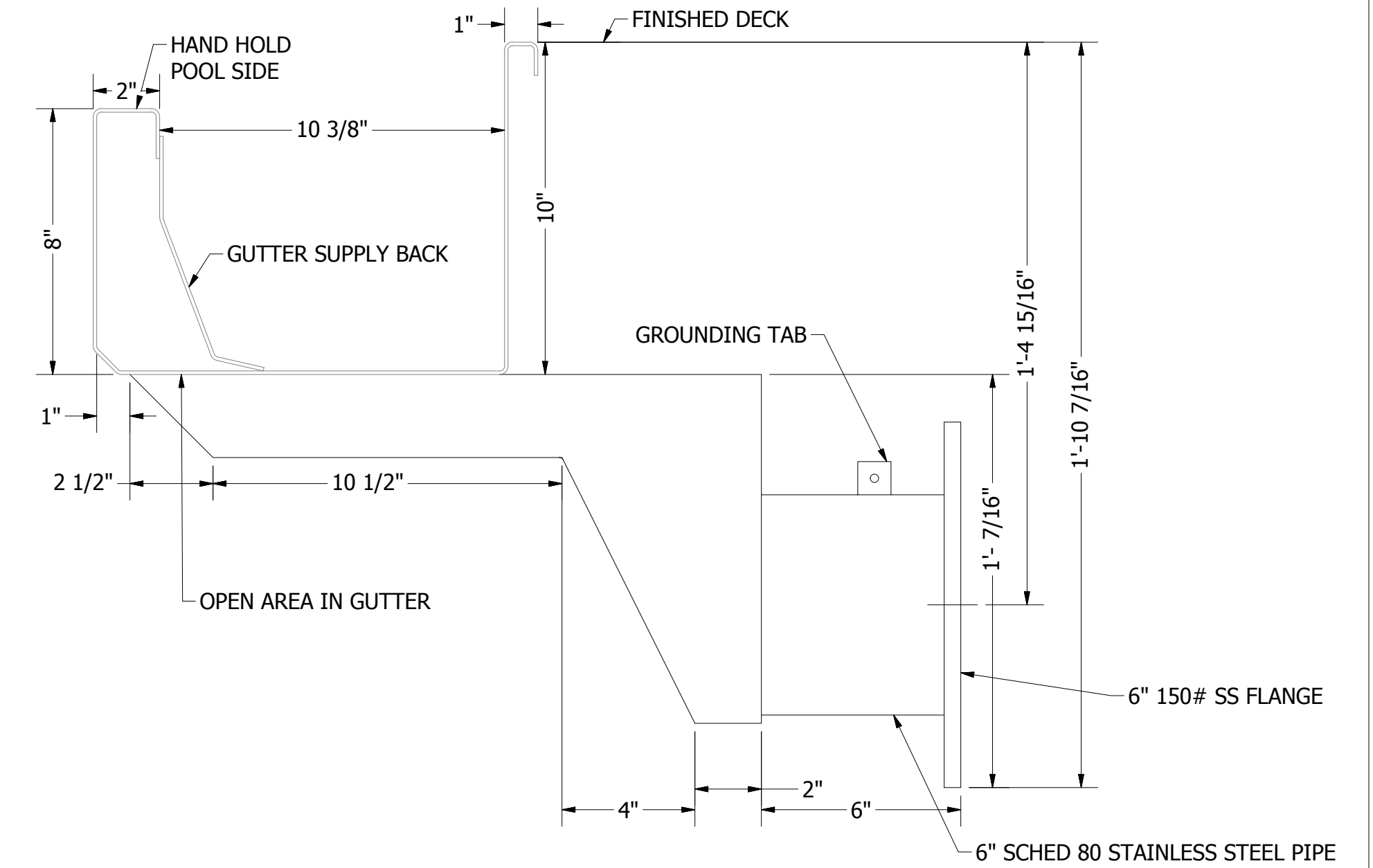
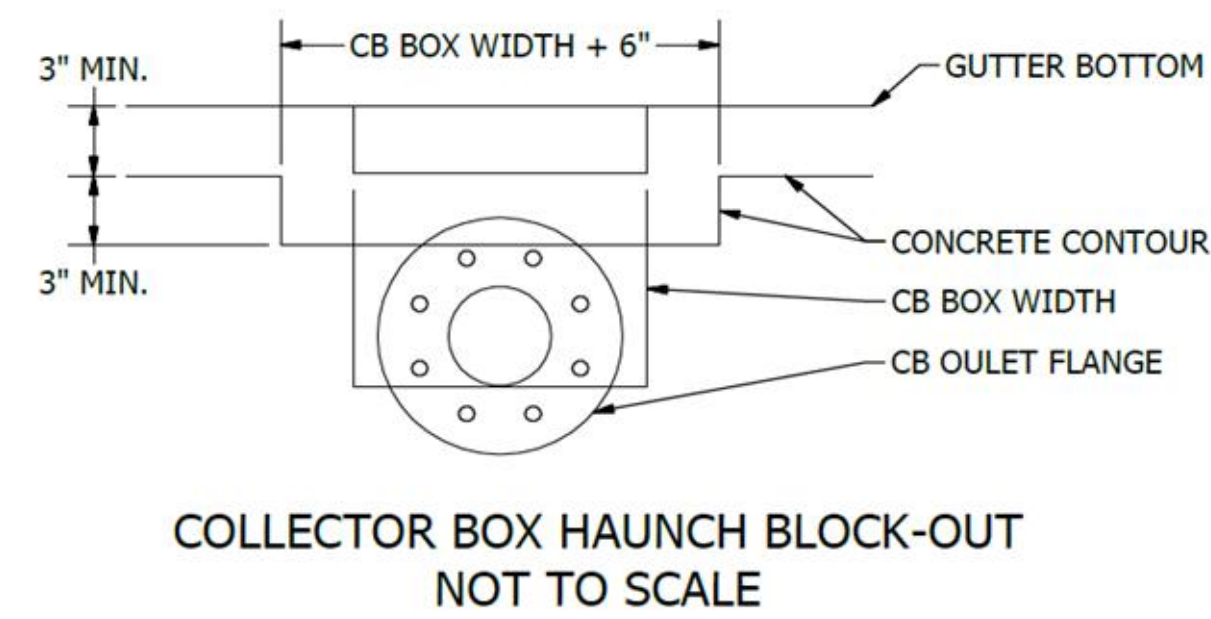
6" COLLECTOR BOX - (1) REQ.				
LINE SIZE	AREA: SQ IN	GPM @3FT/SEC GRAVITY	BOX WIDTH	MATERIAL
6"	26.07	244	10"	12GA 304L SS



8CB  
2.5

8CB  
w/ DTR0 8-10-2 GUTTER  
SIDE VIEW / SCALE: SCALE 3" = 1'-0"  
**NOTE: ENCASE IN CONCRETE AFTER INSTALLATION**

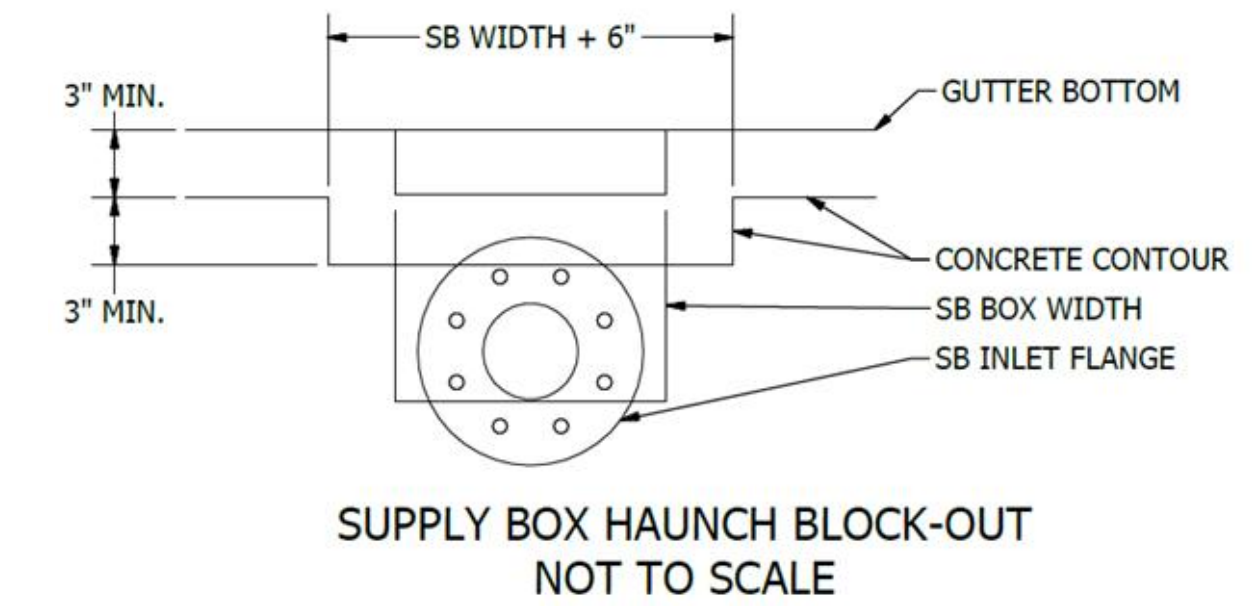
8" COLLECTOR BOX - (2) REQ.				
LINE SIZE	AREA: SQ IN	GPM @3FT/SEC GRAVITY	BOX WIDTH	MATERIAL
8 IN	45.66	427	16 IN	12GA 304L SS



6SB  
2.5

6SB  
6" Inlet Stainless Steel Supply Box w/ DTR0 8-10-2 GUTTER  
SIDE VIEW / SCALE 3" = 1'-0"  
**NOTE: ENCASE IN CONCRETE AFTER INSTALLATION**

6" SUPPLY BOX - (2) REQ				
LINE SIZE	AREA: SQ IN	GPM @8FT/SEC GRAVITY	BOX WIDTH	MATERIAL
6"	26.07	650	12"	12GA 304L SS



### POOL DATA

POOL VOLUME - 379,262.34 GAL  
 PERIMETER - 488'-0"  
 POOL LENGTH & WIDTH - 169'-0" x 75'-0"  
 SURFACE AREA - 12,675 SQFT  
 TURN OVER RATE - 6 HRS (360 MINS)  
 FLOW RATE - 1,053.5065 GPM  
 SYSTEM TYPE - GRAVITY FEED  
 DEPTHS - 4'-0" OVERALL  
 INLETS - 176 @ 5.98 GPM PER @ 17.38 FT/SEC & SPACED PER PLAN  
 SURGE WEIRS - 0  
 BATHER LOAD - 0

### COLLECTOR, SUPPLY & MAIN DRAIN CALCULATION DATA

COLLECTOR BOXES - (3) REQ. @ 0 GPM EACH GRAVITY FEED  
 SUPPLY BOX - (2) REQ. @ 487 GPM EACH.  
 MAIN DRAINS - (2) REQ. @ 0 GPM EACH GRAVITY FEED

All designs and data included and implied within the contents of these documents are proprietary of ARS. ARS will not be held liable based upon inaccurate, unknown or limited information or conditions provided by the purchaser/owner to create enclosed contents. All submitted drawings, details and data are subject to verification, accuracy and approval by the purchaser/owner. We reserve the right to modify details without notice where conditions require. No documents shall be modified, copied or reproduced without express written consent of ARS. 2004-2018 ARS, Inc. All Rights Reserved.

#0000 - DOUG FOUNDER  
 ADDRESS, CITY STATE ZIP


NOT FOR CONSTRUCTION

REVISIONS:

DWG TITLE  
 #0000 - DOUG FOUNDER

SUPPLY & COLLECTOR BOX  
 DETAILS

DWG BY	BMAYS	CHK BY	
SCALE	AS SHOWN	DATE	9/24/2019
SHEET SIZE	24 x 36 (inches)		
	ARCH D		
SHEET NO	PLUMBING		
	SP 2.3		



**POOL EQUIPMENT PLAN**  
 #0000 CUSTOMER NAME ASSEMBLY  
 PLAN VIEW / SCALE 1/8" = 1'-0"


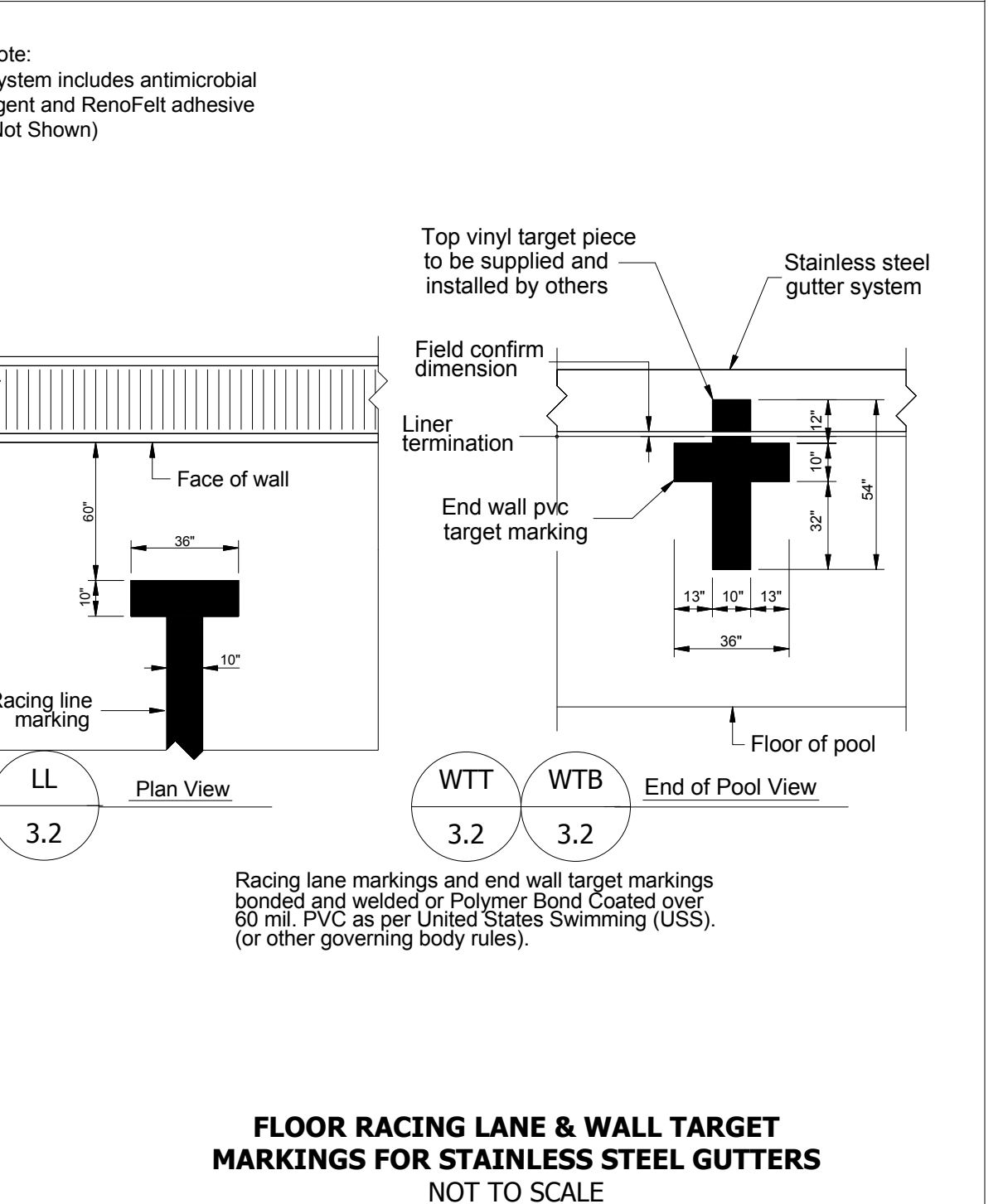
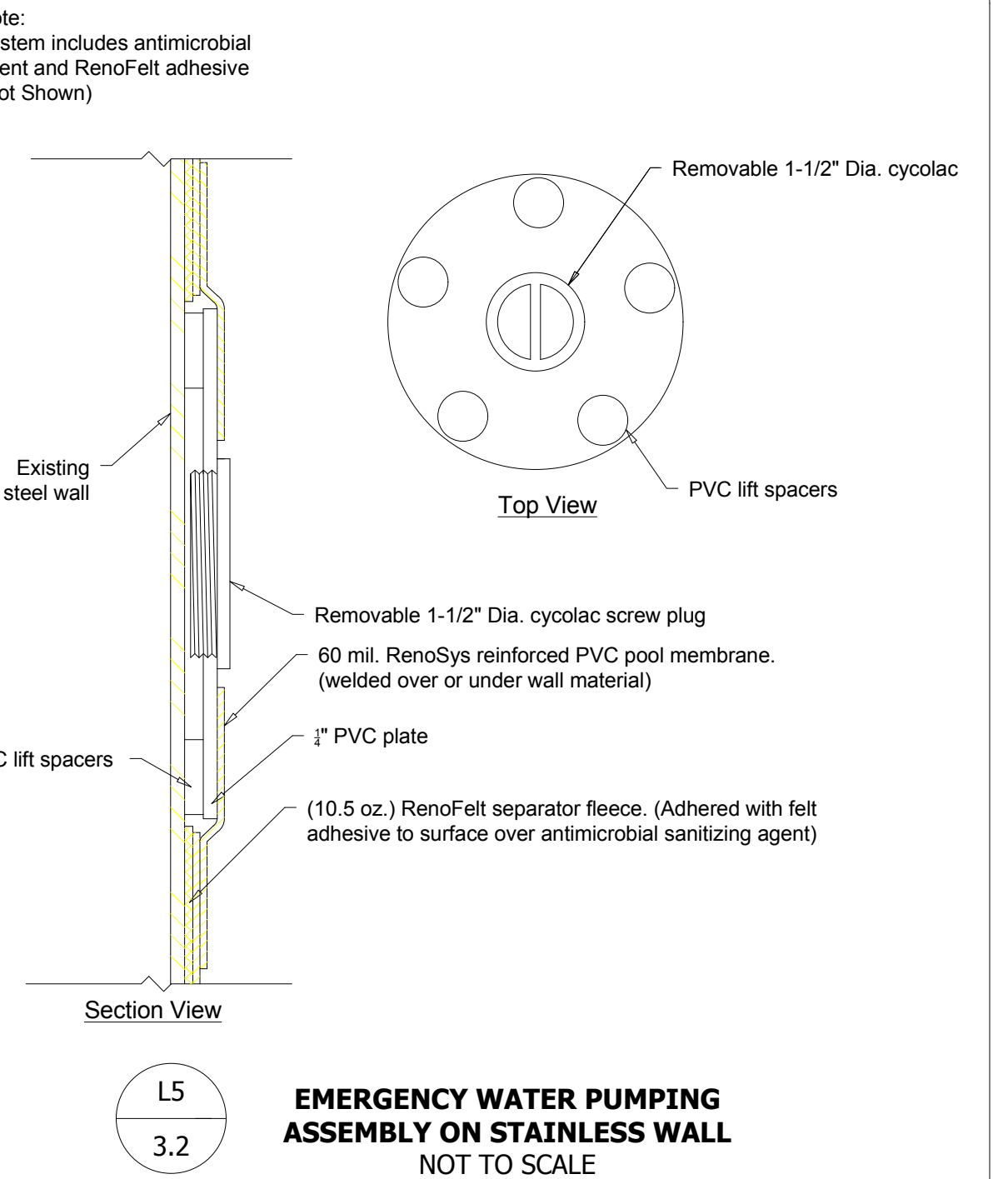
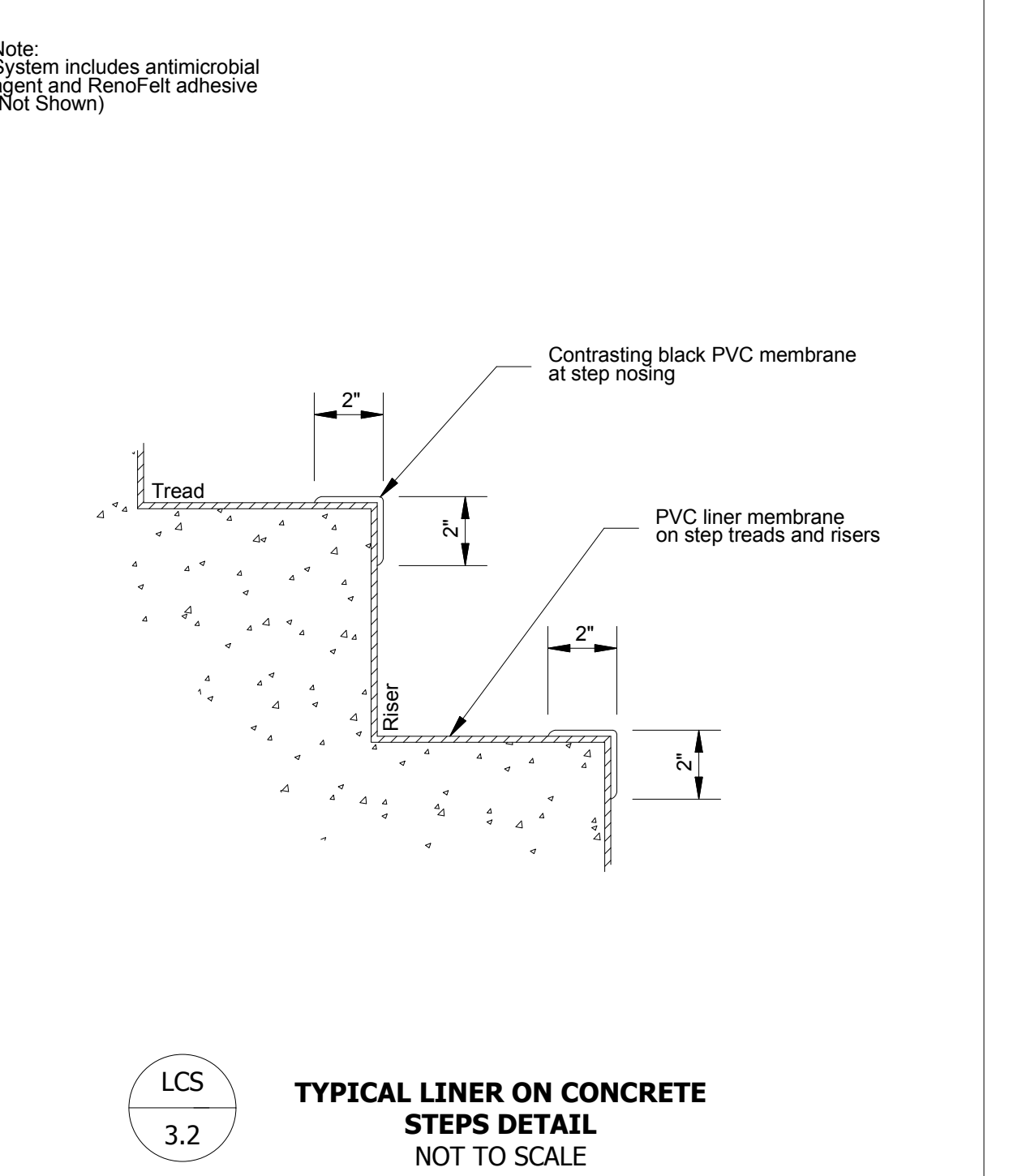
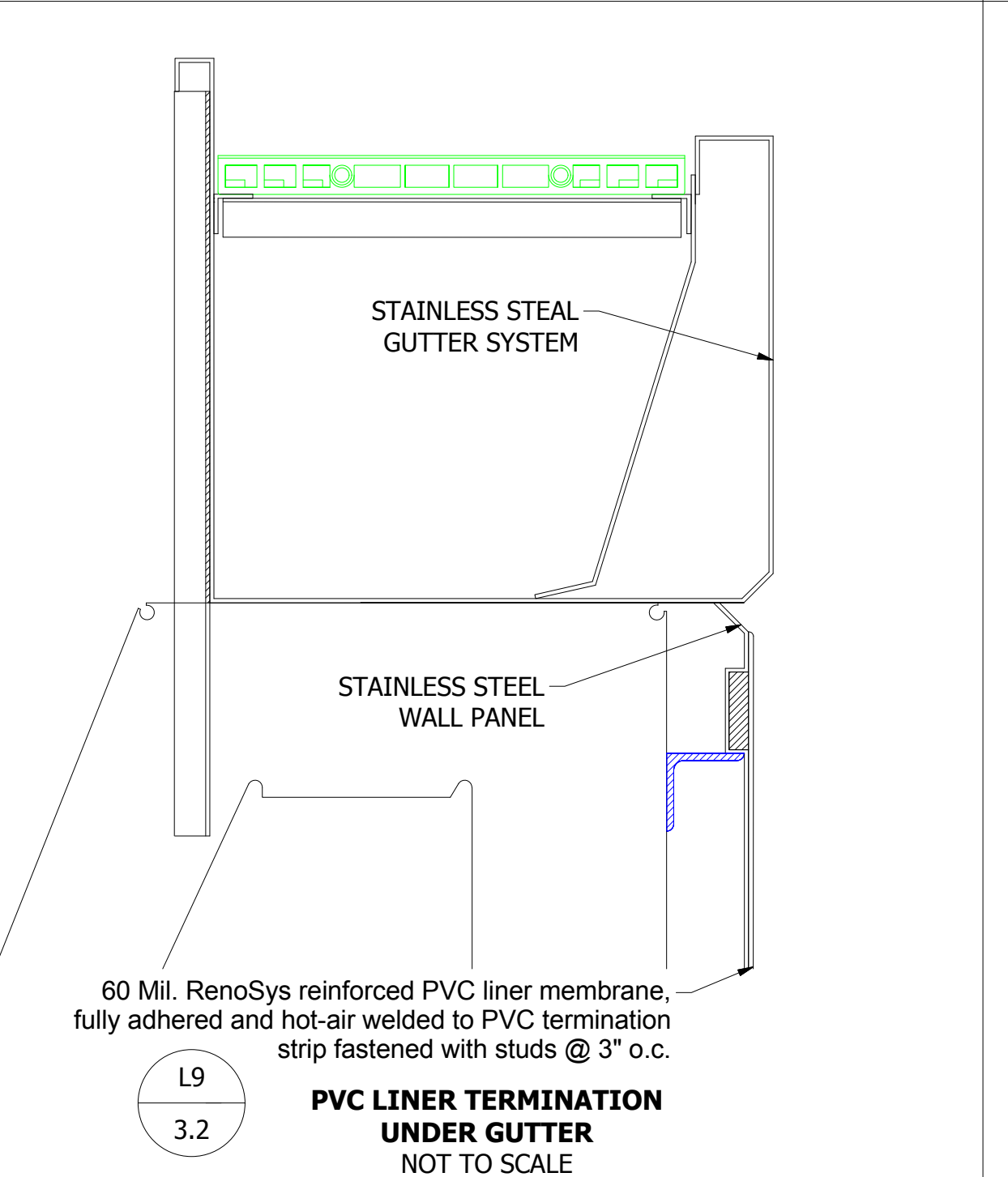
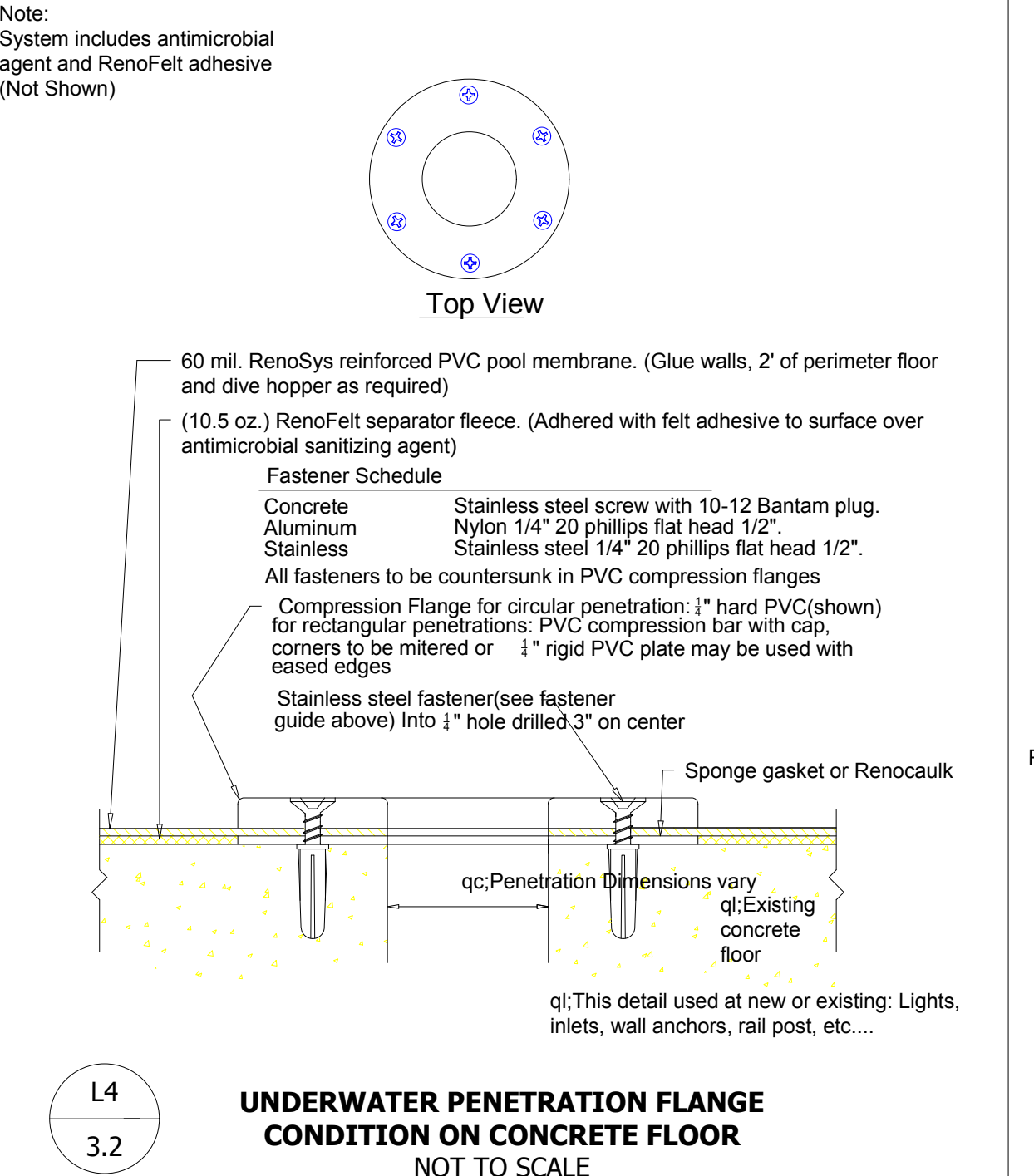
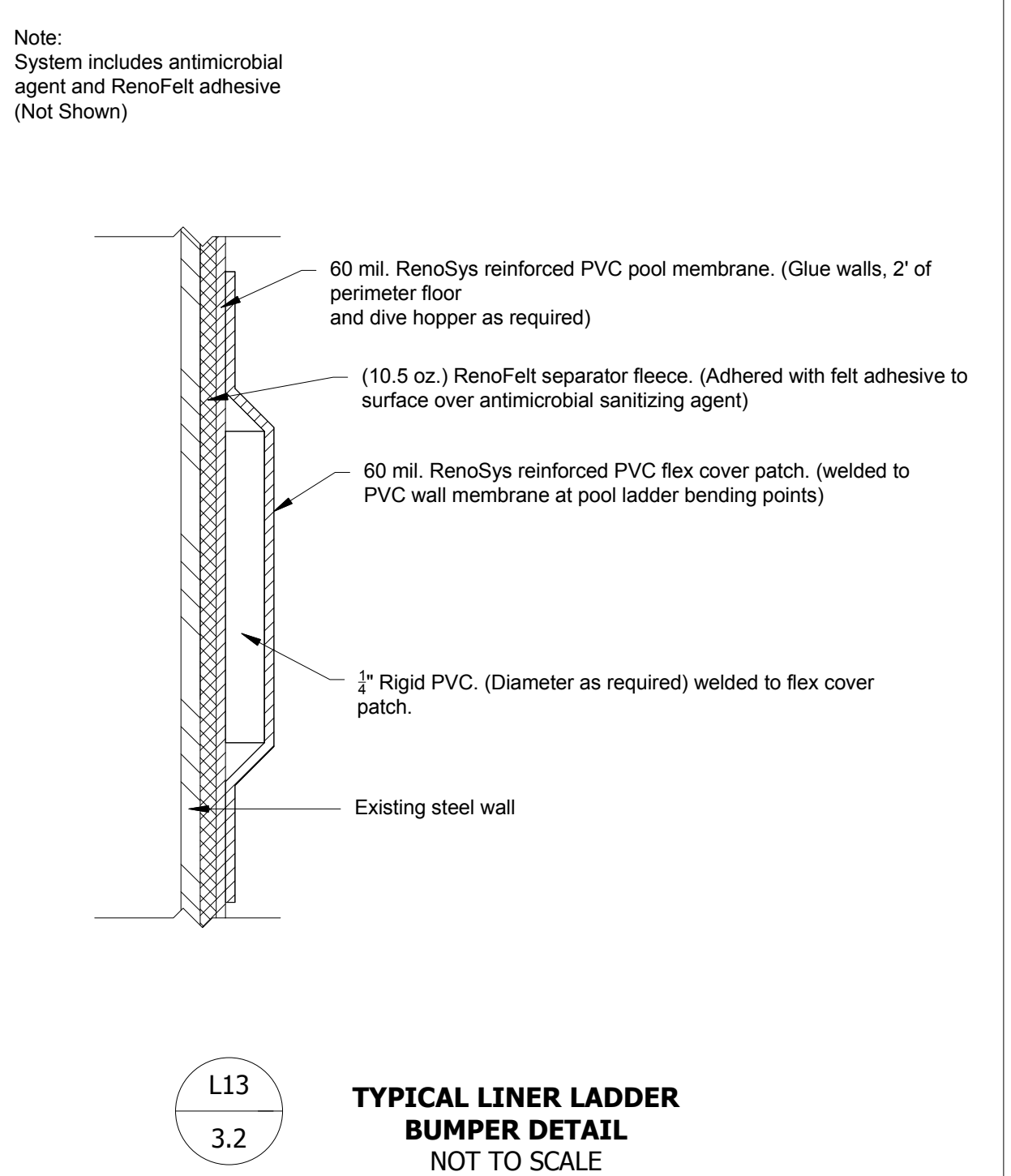
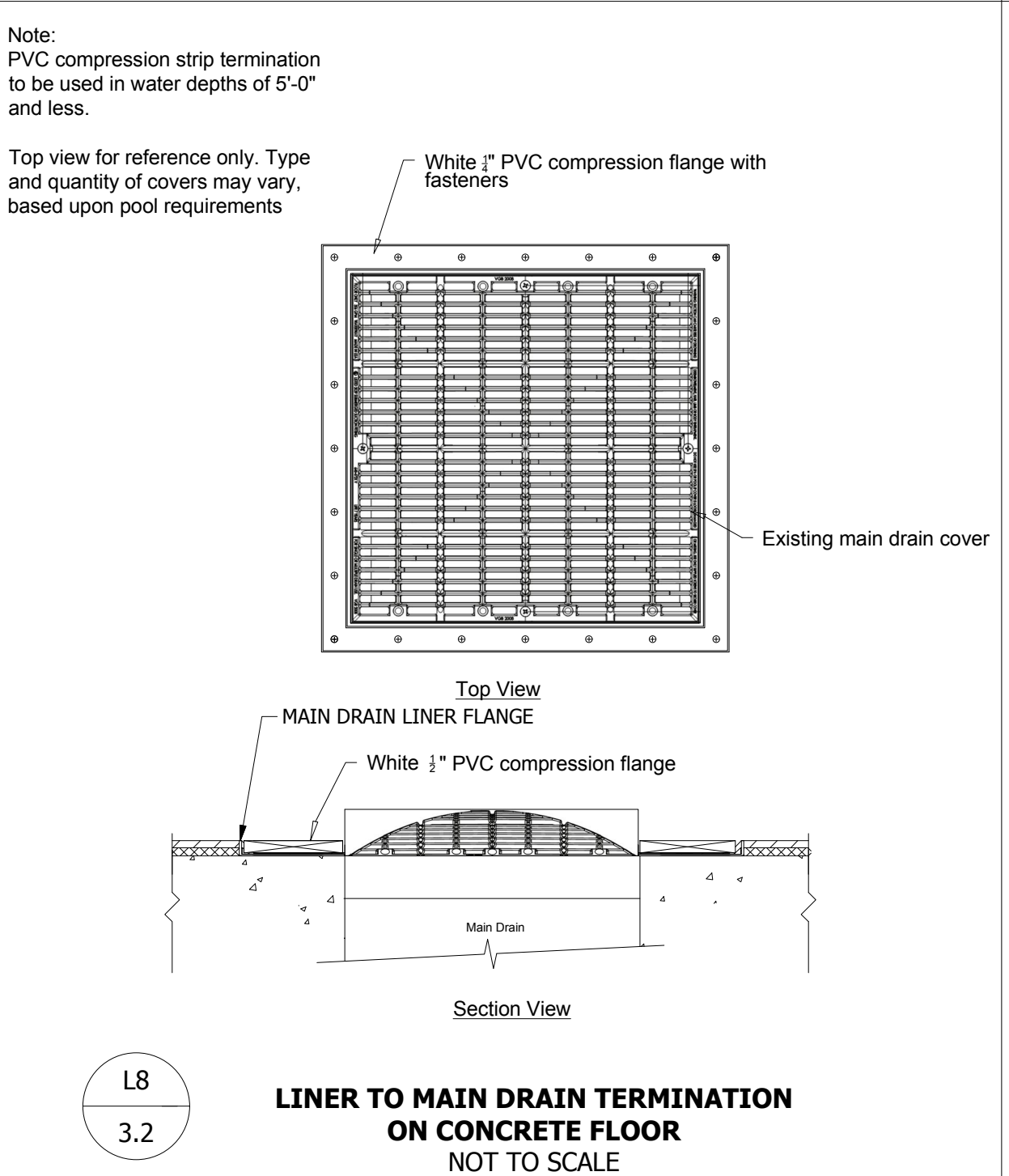
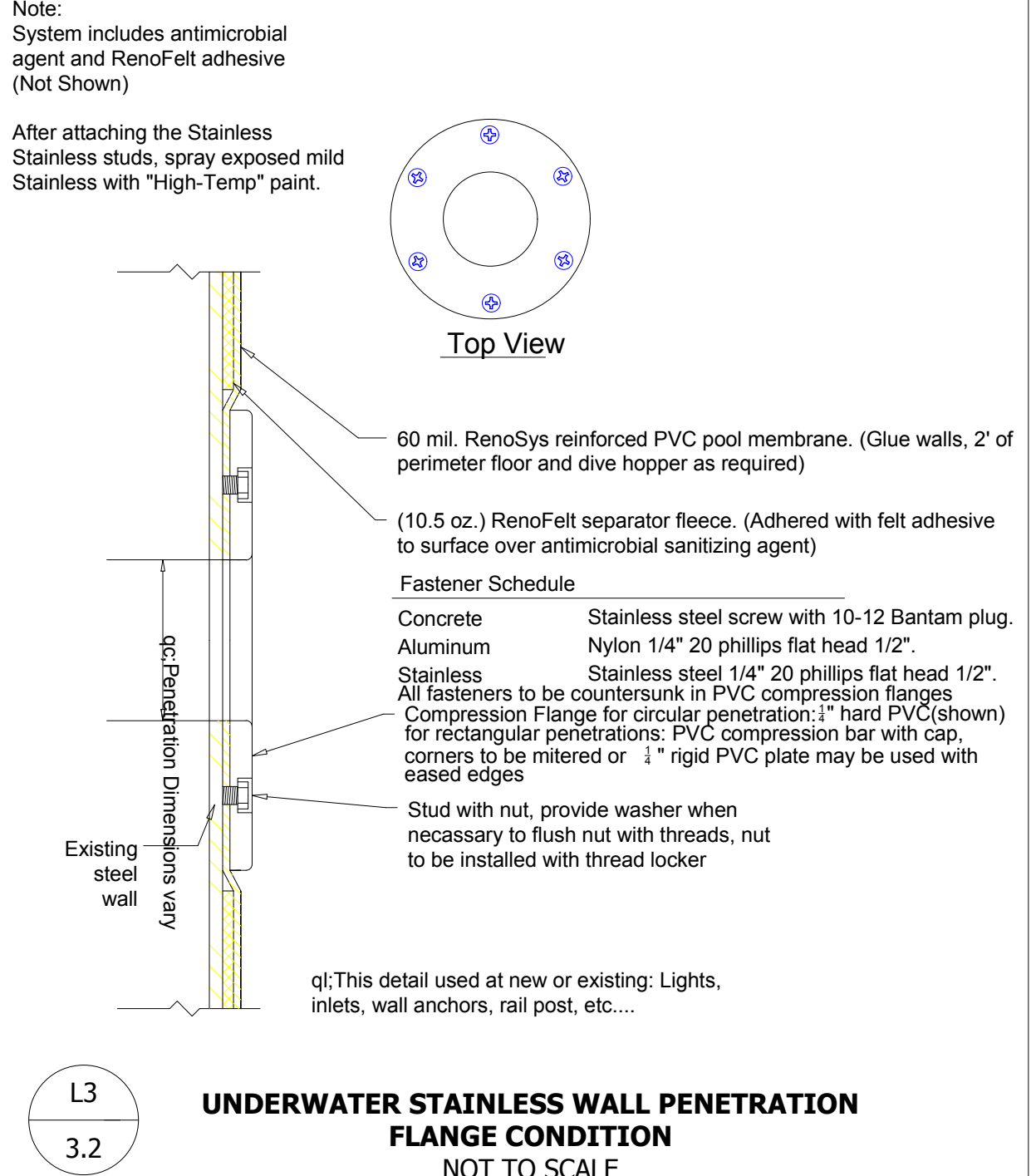
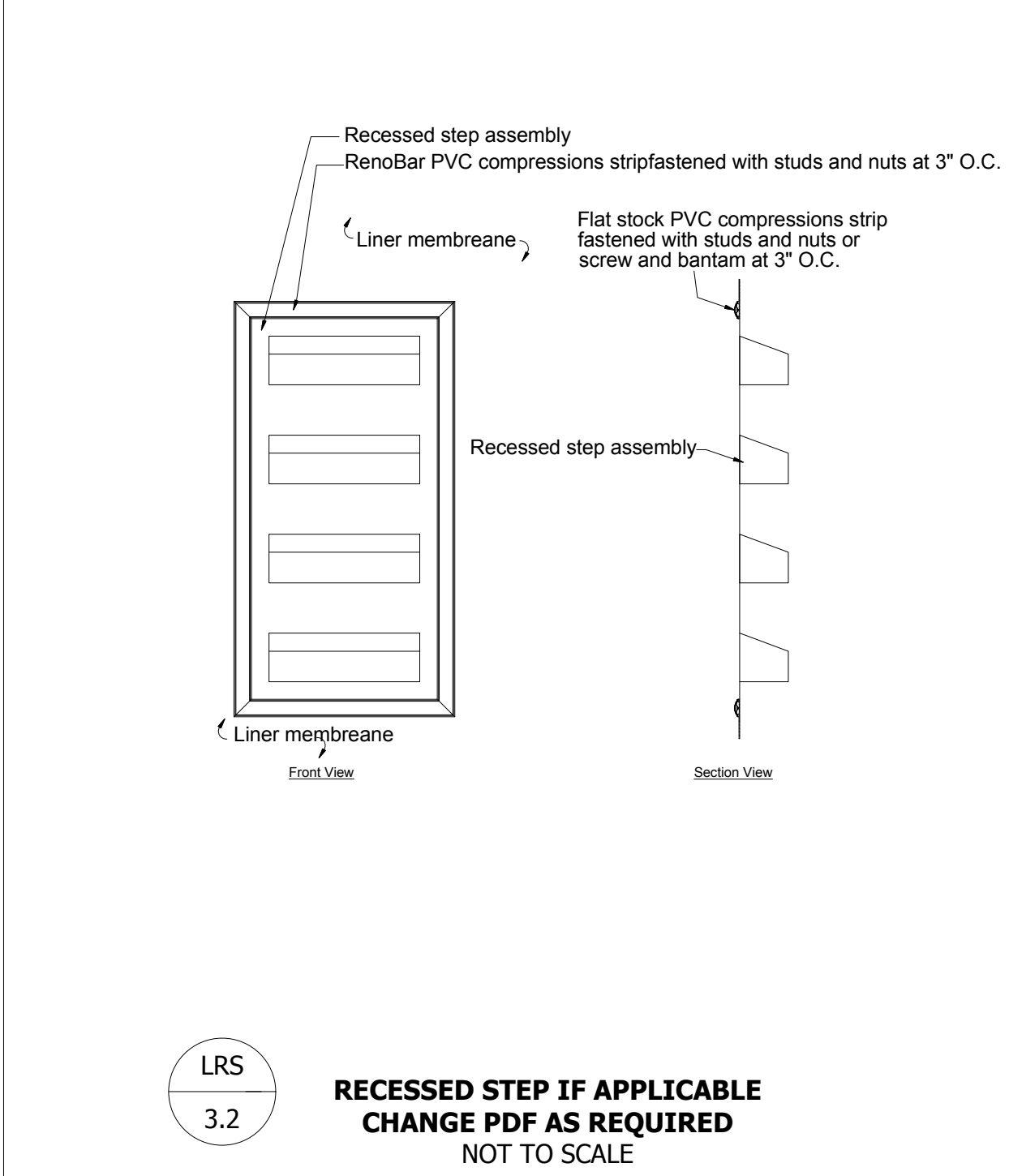
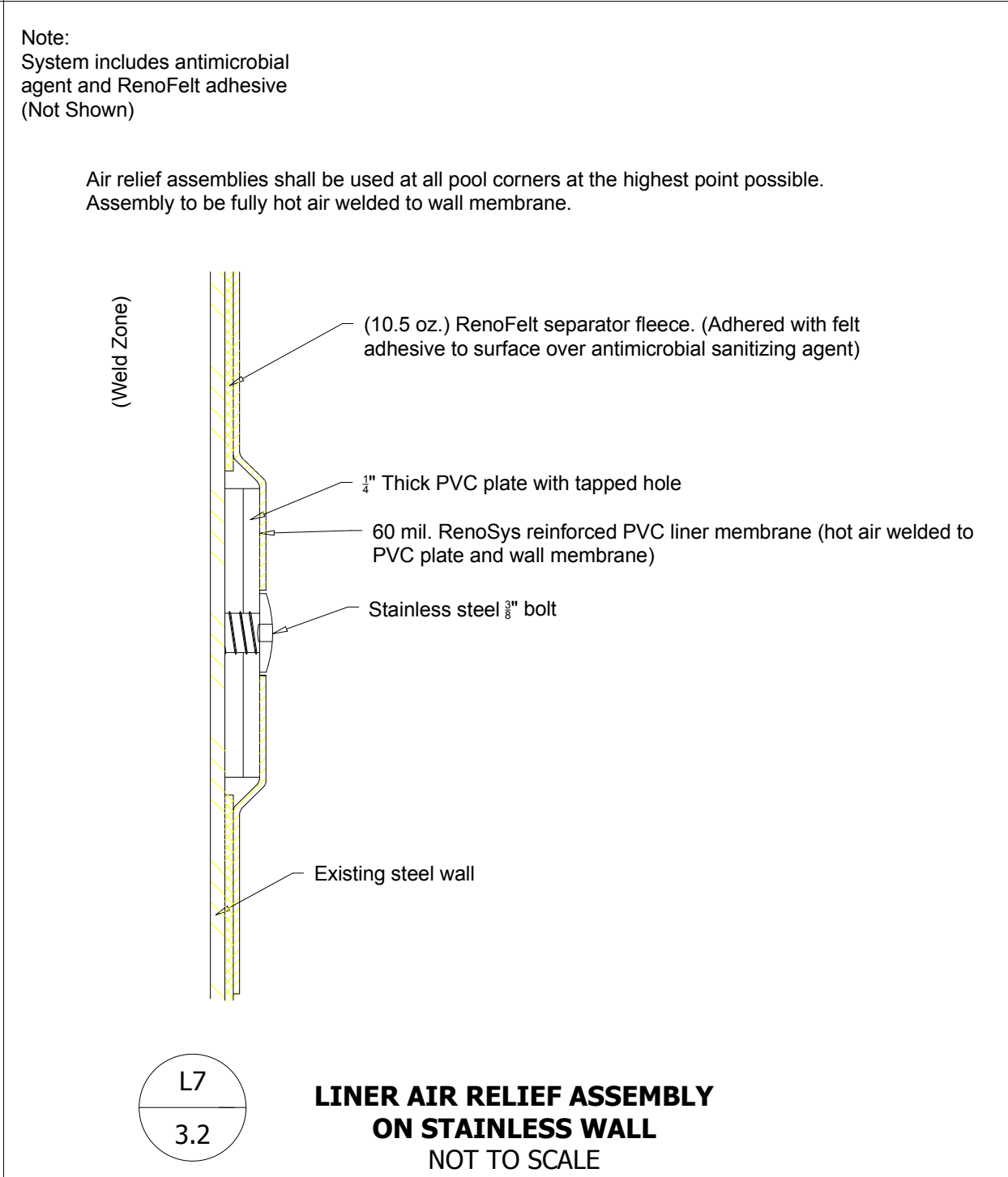
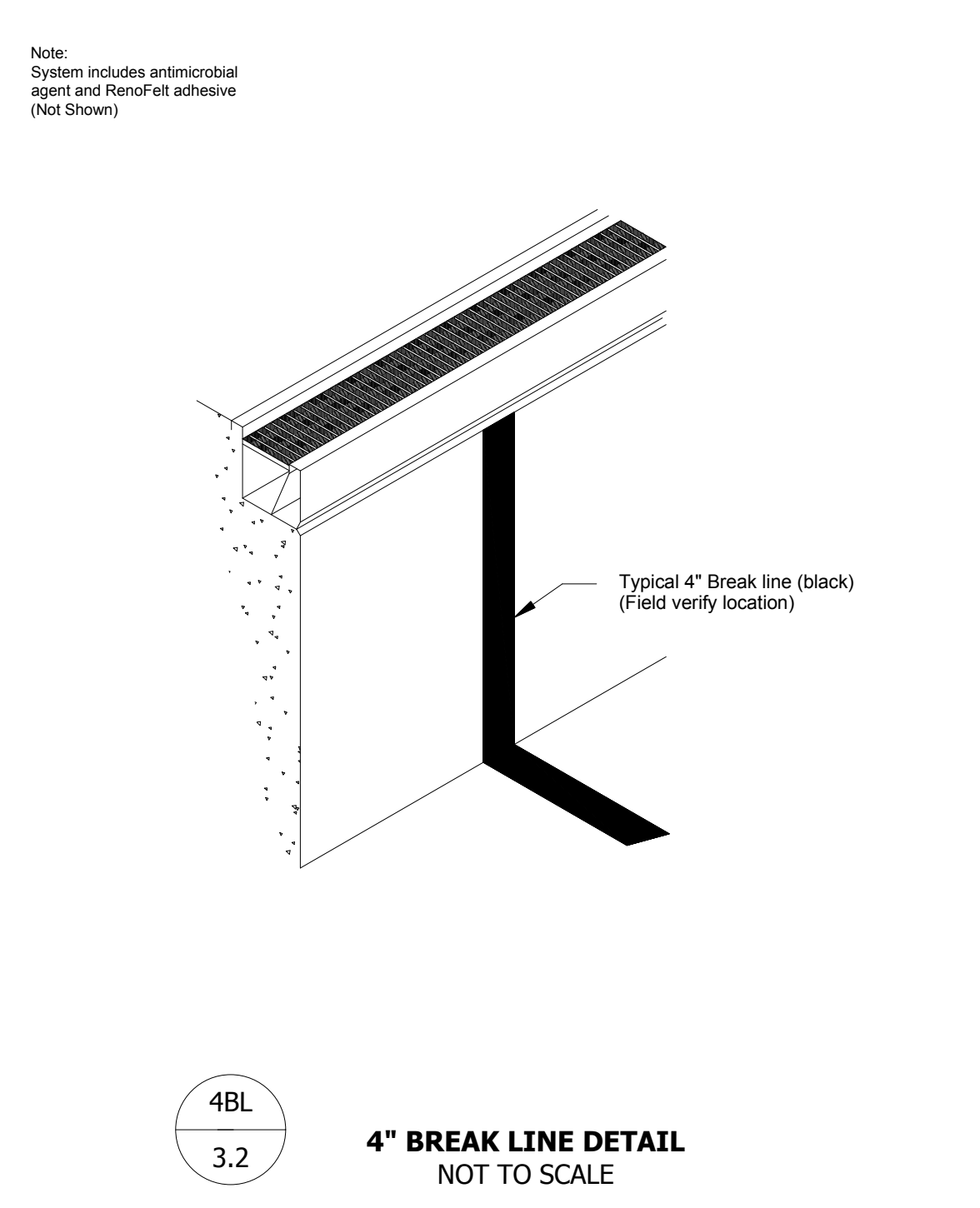
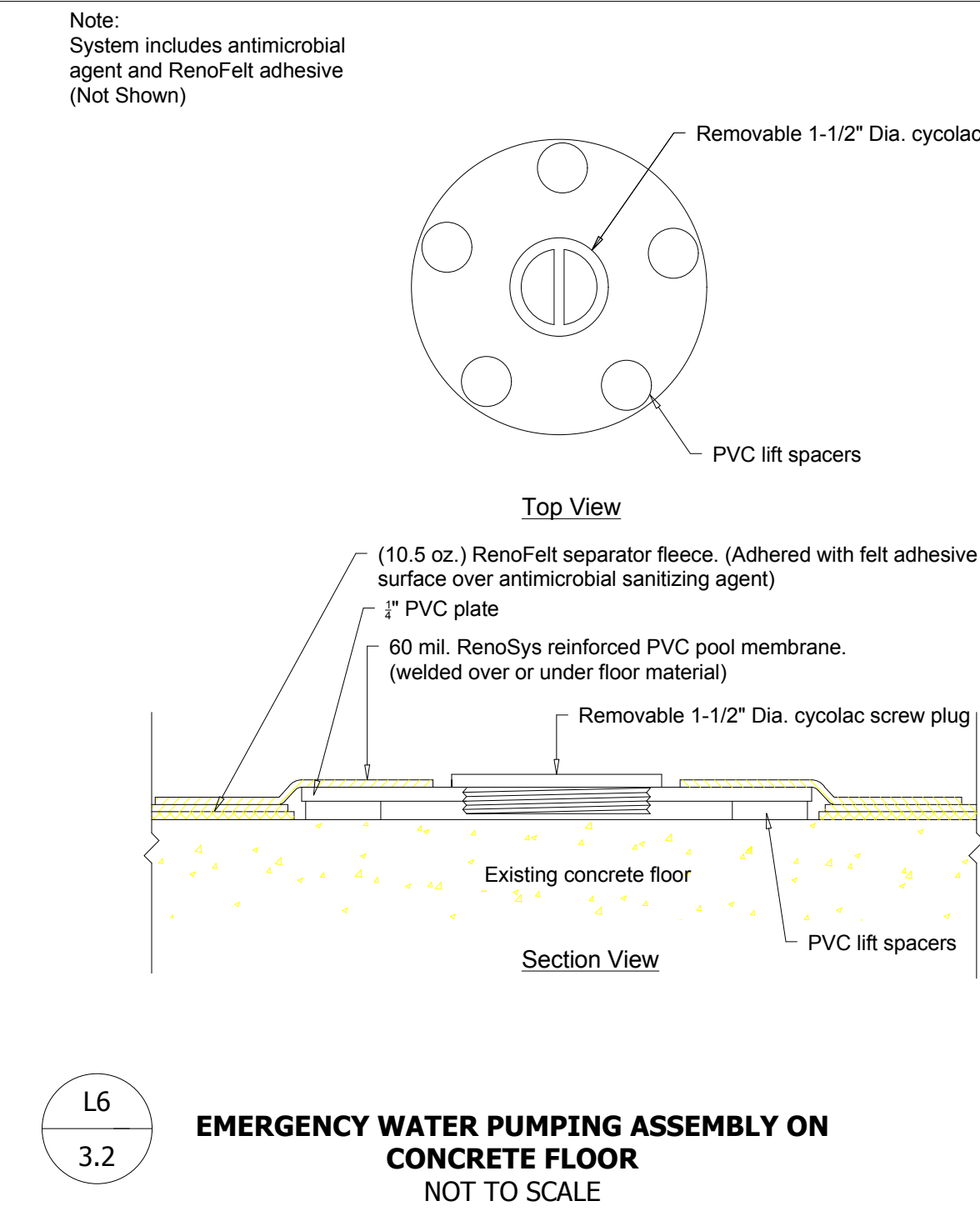
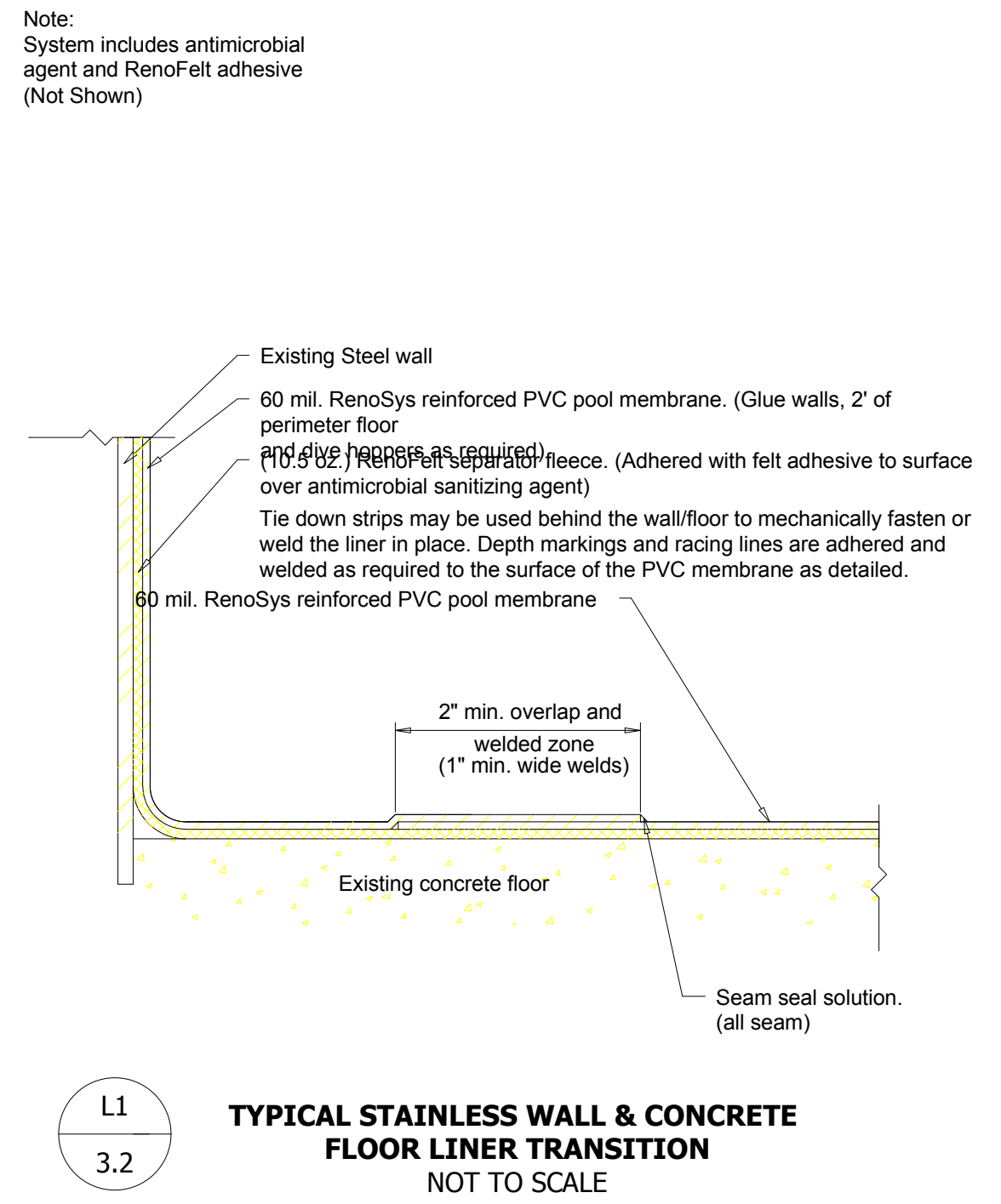
#0000 - POOL EQUIPMENT PARTS LIST						
ITEM	QTY	PART NUMBER	DESCRIPTION	STOCK NUMBER	VENDOR	CATEGORY
2	20	WTB	DTRO 8-10 - 36"x36"-10" Wall Target Bottom	N/A	POOL EQUIP	POOL EQUIPMENT
3	20	WTT	Vinyl Wall Target 36"x36"-10" for DTRO 8-10	N/A	N/A	POOL EQUIPMENT
1	1	#0000 - Liner	Liner for DTRO 8-10 Gutter		PoolEquip	
4	10	LL	PVC Lane Line			
5	1	BL	PVC Liner Material			



All designs and data included and implied within the contents of these documents are proprietary of ARS. ARS will not be held liable based upon inaccurate, unknown or limited information or conditions provided by the purchaser/owner to create enclosed contents. All submitted drawings, details and data are subject to verification, accuracy and approval by the purchaser/owner. We reserve the right to modify details without notice where conditions require. No documents shall be modified, copied or reproduced without express written consent of ARS. 2004-2018 ARS, Inc. All Rights Reserved.

**#0000 - DOUG FOUNDER**  
 ADDRESS, CITY STATE ZIP  
**NOT FOR CONSTRUCTION**

REVISIONS:	
DWG TITLE	#0000 - DOUG FOUNDER
	POOL EQUIPMENT PLAN
DWG BY	BMAYS
SCALE	AS SHOWN
DATE	9/24/2019
SHEET SIZE	24 x 36 (inches)
	ARCH D
SHEET NO	POOL EQUIPMENT
	SP 3.0



All designs and data included and implied within the contents of these documents are proprietary of ARS. ARS will not be held liable based upon inaccurate, unknown or limited information or conditions provided by the purchaser/owner to create enclosed contents. All submitted drawings, details and data are subject to verification, accuracy and approval by the purchaser/owner. We reserve the right to modify details without notice where conditions require. No documents shall be modified, copied or reproduced without express written consent of ARS. 2004-2018 ARS, Inc. All Rights Reserved.

**#0000 - DOUG FOUNDER**  
ADDRESS, CITY STATE ZIP

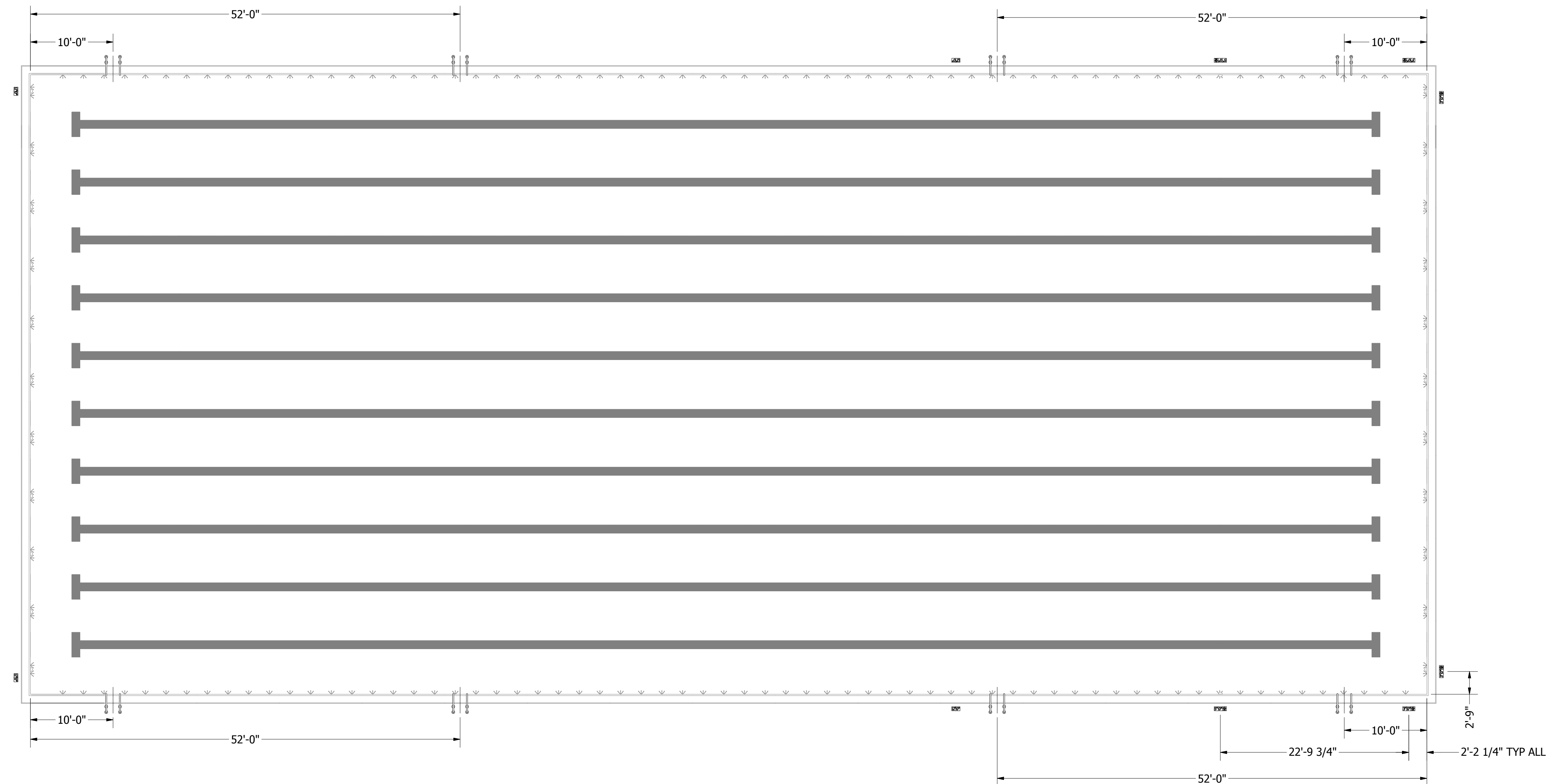
**NOT FOR CONSTRUCTION**

REVISIONS:

DWG TITLE: #0000 - DOUG FOUNDER

POOL LINER DETAILS FOR SS GUTTER, SS WALLS, CONCRETE FLOOR & FELT & LINER

DWG BY: BMAYS	CHK BY:
SCALE: AS SHOWN	DATE: 9/24/2019
SHEET SIZE: 24 x 36 (inches)	ARCH D:
SHEET NO: POOL EQUIPMENT	SP 3.2



**DECK EQUIPMENT PLAN**  
 #0000 CUSTOMER NAME ASSEMBLY  
 PLAN VIEW / SCALE 1/8" = 1'-0"

#0000 - DECK EQUIPMENT PARTS LIST						
ITEM	QTY	PART NUMBER	DESCRIPTION	STOCK NUMBER	VENDOR	CATEGORY
1	4	3FT	3ft Depth Marker - 6"x6"x1/4" Ceramic Tile with 4" Numbers for Deck	C620030	Inlays, Inc.	DECK EQUIPMENT
2	10	0IN	0in Depth Markers - 6"x6"x1/4" Ceramic Tile with 4" Numbers for Deck	C620500	Inlays, Inc.	DECK EQUIPMENT
3	6	NOD	No Diving Depth Marker - 6"x6"x1/4" Ceramic Tile with 4" Numbers for Deck	C621500	Inlays, Inc.	DECK EQUIPMENT
4	4	12FT	12ft Depth Marker - 6"x6"x1/4" Ceramic Tile with 4" Numbers for Deck	C620094	Inlays, Inc.	DECK EQUIPMENT
5	2	5FT	5ft Depth Marker - 6"x6"x1/4" Ceramic Tile with 4" Numbers for Deck	C620050	Inlays, Inc.	DECK EQUIPMENT
6	8	F4HR	26in SR Smith Figure 4 Handrail	#10184	SR Smith	DECK EQUIPMENT
7	32	EP-100F	EP-100F Escutcheon 304 SS for 1.90" OD Tubing	EP-100F	PERMA CAST	DECK EQUIPMENT
8	32	ANCH	SR Smith AS-104MG 4in SS Anchor 1.90 OD	AS-104MG	SR Smith	DECK EQUIPMENT



All designs and data included and implied within the contents of these documents are proprietary of ARS. ARS will not be held liable based upon inaccurate, unknown or limited information or conditions provided by the purchaser/owner to create enclosed contents. All submitted drawings, details and data are subject to verification, accuracy and approval by the purchaser/owner. We reserve the right to modify details without notice where conditions require. No documents shall be modified, copied or reproduced without express written consent of ARS. 2004-2018 ARS, Inc. All Rights Reserved.

**#0000 - DOUG FOUNDER**  
 ADDRESS, CITY STATE ZIP

**NOT FOR CONSTRUCTION**

REVISIONS:

DWG TITLE  
 #0000 - DOUG FOUNDER

DECK EQUIPMENT PLAN

DWG BY: BMAYS      CHK BY:  
 SCALE: AS SHOWN      DATE: 9/24/2019  
 SHEET SIZE: 24 x 36 (inches)  
 ARCH D

SHEET NO: DECK EQUIPMENT  
 SP 4.0